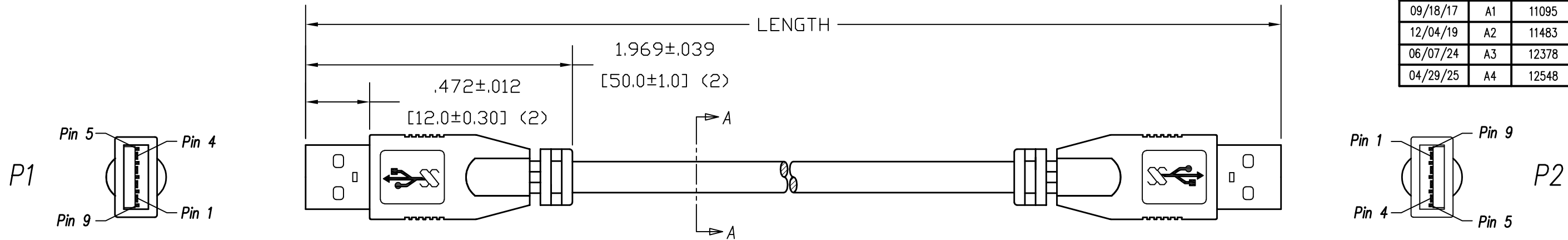


DATE	REV	ECN	APP'D. BY
08/31/17	A0	Released	JRC
09/18/17	A1	11095	GWL
12/04/19	A2	11483	ADB
06/07/24	A3	12378	KAW
04/29/25	A4	12548	GWL



Notes:

- 1) Each cable assembly to be individually bagged.
- 2) Cable Construction USB 3.0:
  - 28AWG Twisted Pair (x1)
  - 28AWG +D +AL Mylar Twisted Pair (x2)
  - 24AWG Conductors (x2)
  - AMA Braid, 85% Coverage
  - 5.8mm OD
  - PVC Jacket, Black
- 3) CONNECTOR P1 & P2: USB A Male 3.0 Blue Insulator, Gold flash on contacts, Nickel Plated Shell
- 4) Hood P1 & P2: Molded PVC Strain Relief, Black
- 5) All cables tested for continuity and shorts
- 6) Current Rating: 1A

P/N Key:

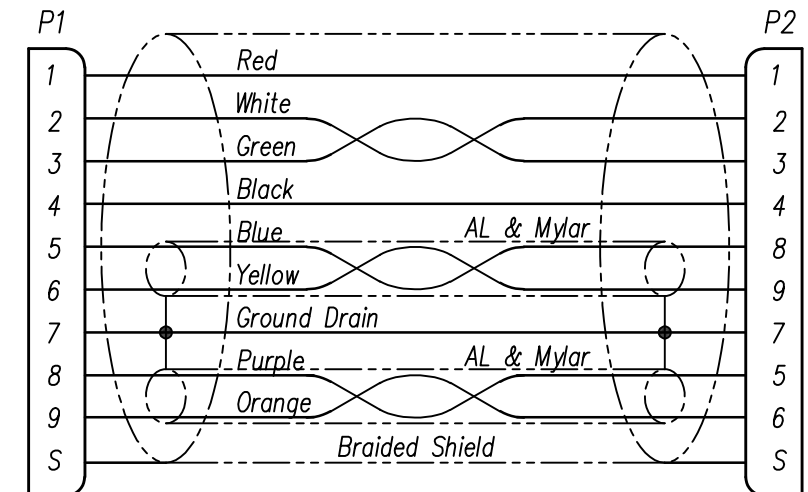
SC-3AAKxxxF

Length  
003 = 3 Ft  
006 = 6 Ft

O/A Length Tolerance:

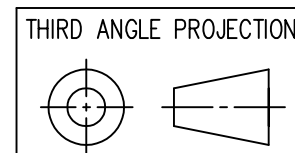

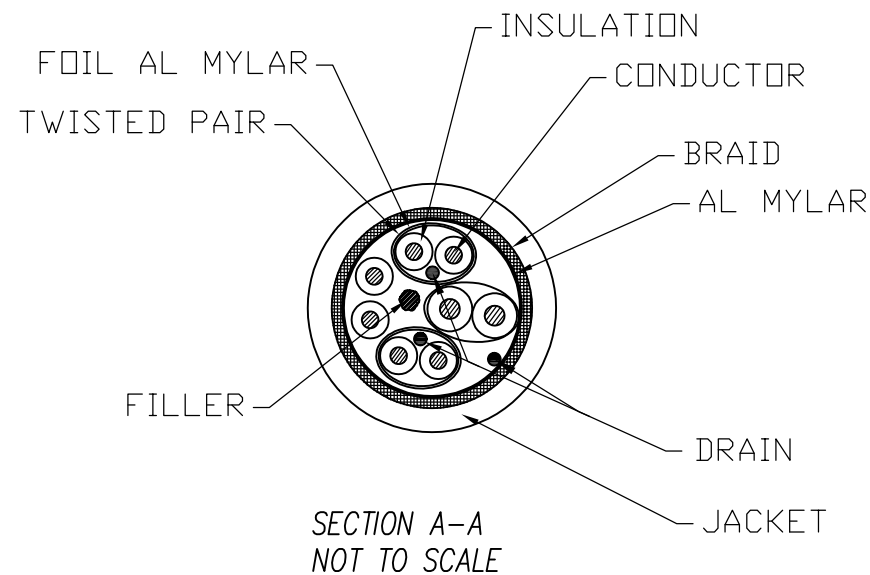
	Imperial
0 ~ 1ft	±0.5in
2ft ~ 3ft	±0.75in
4ft ~ 7ft	±1.0in
> 7ft	±1.5in

Wiring Map: USB 3.0 Super Speed

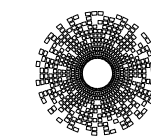


Part Numbers

Feet	
P/N	Length
SC-3AAK003F	3.0 FT
SC-3AAK006F	6.0 FT



DO NOT SCALE DRAWING  
DRAWING IS SUBJECT TO CHANGE WITHOUT NOTICE  
DIMENSIONS: INCHES [METRIC]  
UNLESS OTHERWISE SPECIFIED TOLERANCES ARE ±.005 [0.13] ANGLES ARE ± 1°  
SHEET NO. 1 OF 1



stewart  
CONNECTOR  
a bel group

11118 Susquehanna Trail South  
Glen Rock, PA 17327-9199  
(717) 235-7512  
<http://www.stewartconnector.com>

TITLE: <b>Cable Assembly, USB 3.0, Type A/M - Type A/M, Black</b>	
DRN BY: KAC	DATE 08/24/17
APPD BY: JRC	DATE 08/31/17
DWG NO. CT999148	REV. A4

THIS DRAWING AND THE SUBJECT MATTER SHOWN THEREON ARE CONFIDENTIAL AND THE PROPRIETARY PROPERTY OF STEWART CONNECTOR AND SHALL NOT BE REPRODUCED, COPIED, OR USED IN ANY MANNER WITHOUT PRIOR WRITTEN CONSENT OF STEWART CONNECTOR.