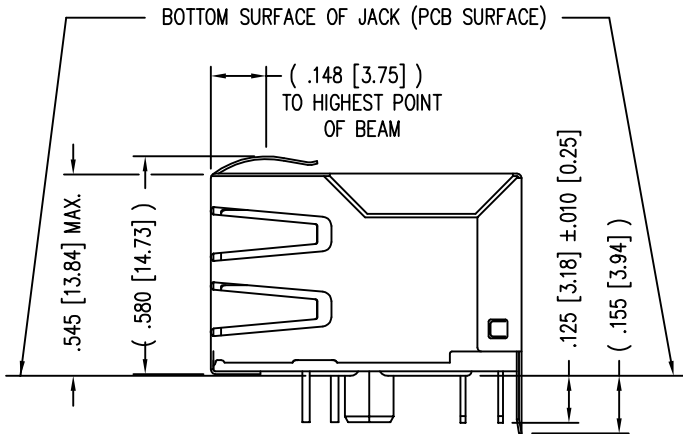
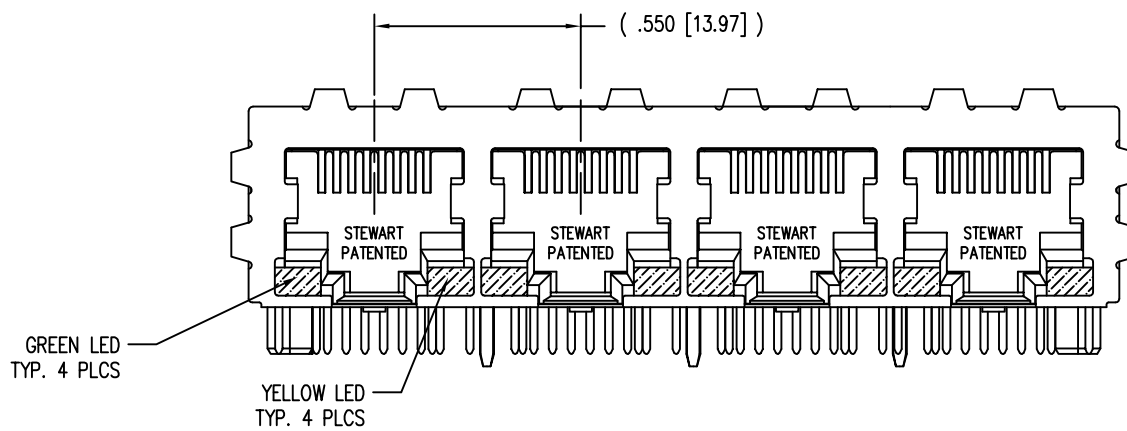
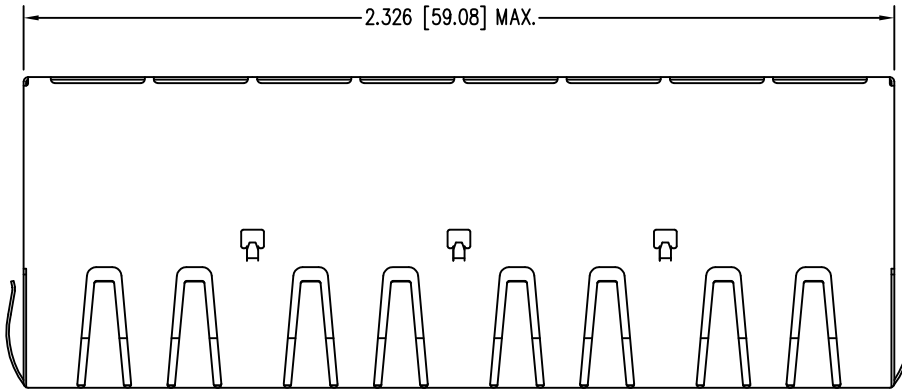


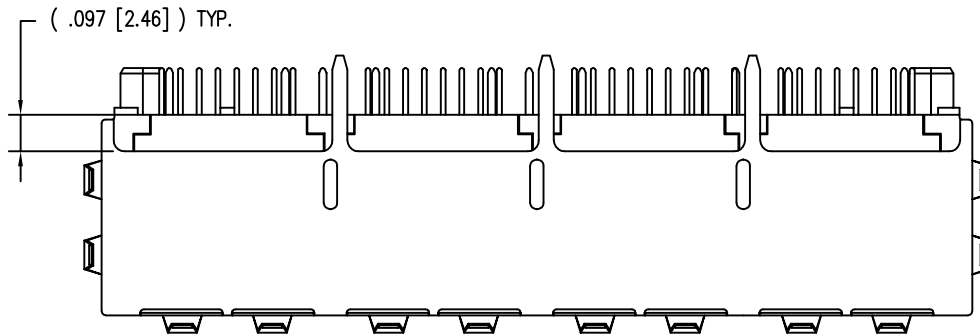
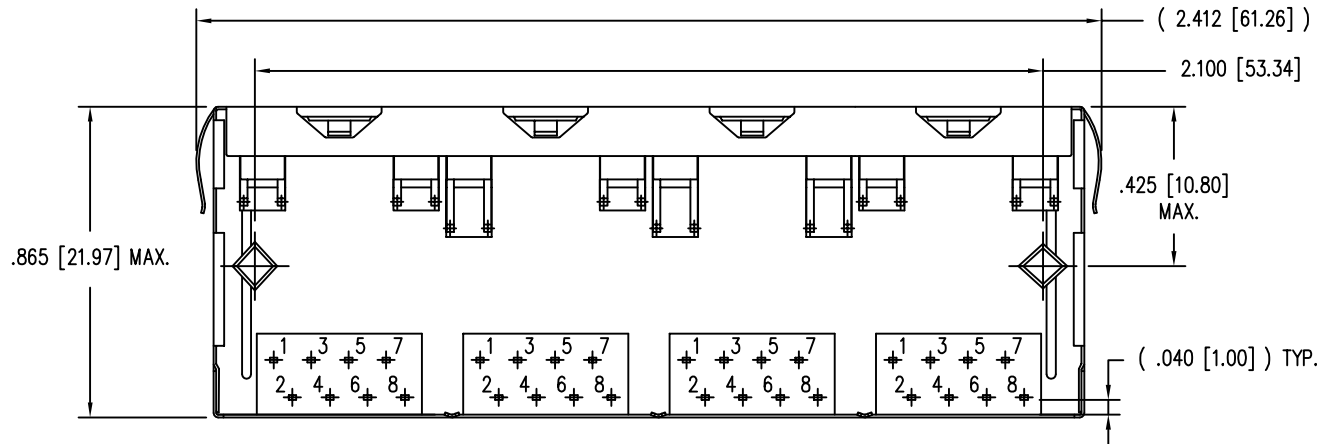
2

1

DATE	REV	ECN	APP'D. BY
3-16-16	A6	10613	TRM
10-6-16	A7	10783	TRM



- NOTES:
1. CONNECTOR MATERIALS:
HOUSING: THERMOPLASTIC UL94 V-0
CONTACTS/SHIELD: COPPER ALLOY
SHIELD PLATING: NICKEL OR TIN
CONTACT PLATING: SELECTIVE GOLD IN CONTACT AREA
SEE CHART FOR PART NUMBER
 2. FOR PRODUCT SPECIFICATION SEE PR022-01.
 3. DIMENSIONS AND TOLERANCES COMPLY WITH TIA-1096 STANDARD.
 4. THE SUGGESTED PANEL OPENING IS INTENDED TO GIVE USER THE ABILITY TO HAVE REASONABLE JACK/PANEL CLEARANCES, YET MAINTAIN GROUNDING CAPABILITY. THESE VARIABLES CAN BE ADJUSTED IN EITHER DIRECTION BUT MAY CARRY SOME CONSEQUENCES IN THE FORM OF LOWER MATING FORCES OR TIGHTER ASSEMBLY TOLERANCES.



RoHS



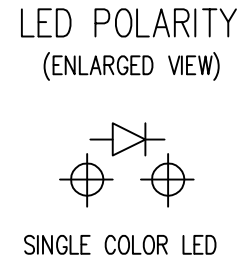
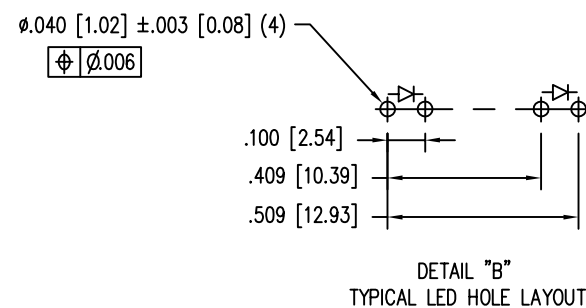
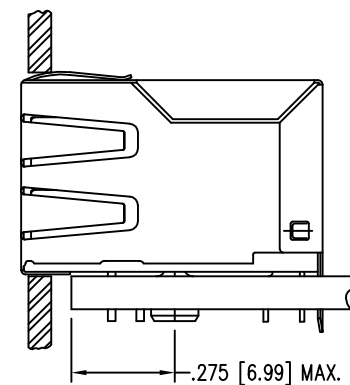
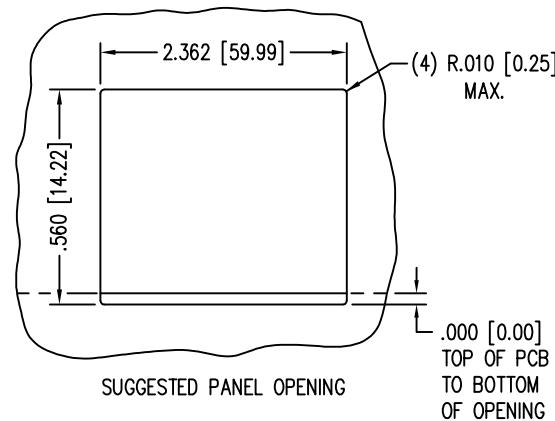
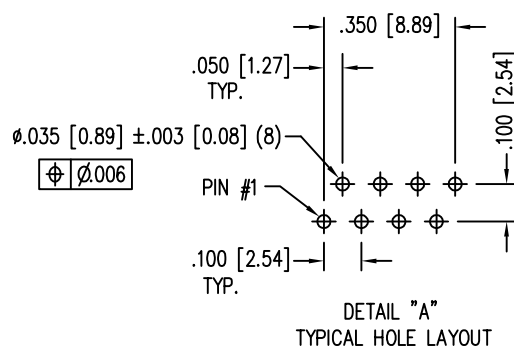
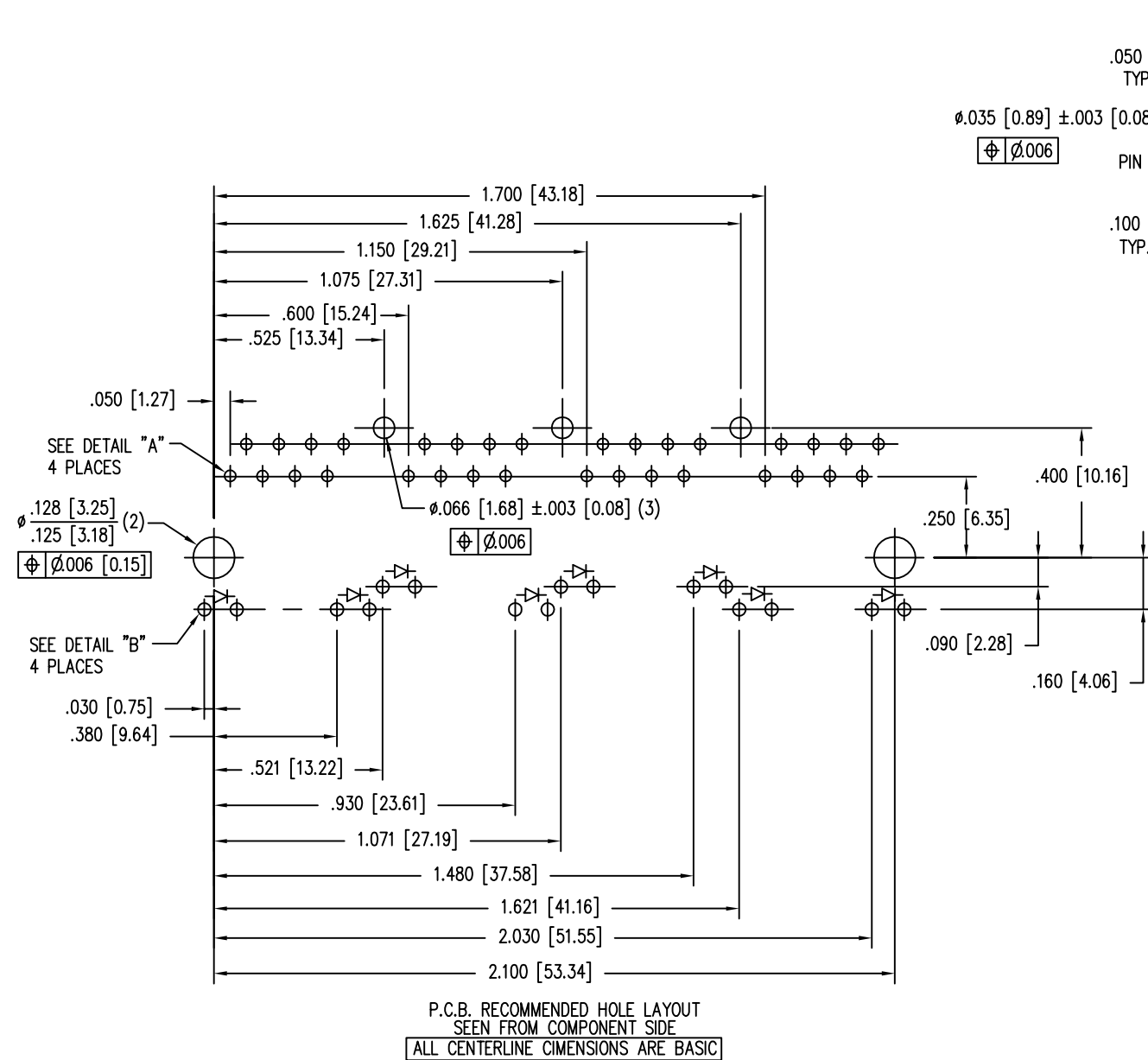
30 MICRO-INCHES [0.76um]	SS-748804S-GY-PG4-BZ
CONTACT PLATING IN MATING AREA	PART NUMBER

THIRD ANGLE PROJECTION			11118 Susquehanna Trail South Glen Rock, PA 17327-9199 (717) 235-7512 http://www.stewartconnector.com
DO NOT SCALE DRAWING DRAWING IS SUBJECT TO CHANGE WITHOUT NOTICE	TITLE: SHIELDED 4 PORT PCB HARMONICA LED JACK PAC		
DIMENSIONS: INCHES [METRIC]	THIS DRAWING AND THE SUBJECT MATTER SHOWN THEREON ARE CONFIDENTIAL AND THE PROPRIETARY PROPERTY OF STEWART CONNECTOR AND SHALL NOT BE REPRODUCED, COPIED, OR USED IN ANY MANNER WITHOUT PRIOR WRITTEN CONSENT OF STEWART CONNECTOR. ONE OR MORE U.S. PATENTS MAY APPLY TO THIS PRODUCT. FOR DETAILS, PLEASE VISIT: HTTP://BELFUSE.COM/STEWART/STEWART_PATENTS/		
SHEET NO. 1 OF 2	DRN BY: DAB	DATE 8/27/03	
	CKD BY: TRM	DATE 8-27-03	
	APPD BY: RGC	DATE 8/27/03	
	DWG NO. CT740009	REV. A7	

2

1

AutoCAD



LED SPECIFICATION			
STANDARD LED	WAVELENGTH	* Forward V (MAX)	(TYP)
GREEN	565 nm	2.5 V	2.1 V
YELLOW	590 nm	2.5 V	2.1 V

*WITH A FORWARD CURRENT OF 20 mA

RoHS



THIRD ANGLE PROJECTION			11118 Susquehanna Trail South Glen Rock, PA 17327-9199 (717) 235-7512 http://www.stewartconnector.com
DO NOT SCALE DRAWING DRAWING IS SUBJECT TO CHANGE WITHOUT NOTICE	TITLE: SHIELDED 4 PORT PCB HARMONICA LED JACK PAC		
DIMENSIONS: INCHES [METRIC]	THIS DRAWING AND THE SUBJECT MATTER SHOWN THEREON ARE CONFIDENTIAL AND THE PROPRIETARY PROPERTY OF STEWART CONNECTOR AND SHALL NOT BE REPRODUCED, COPIED, OR USED IN ANY MANNER WITHOUT PRIOR WRITTEN CONSENT OF STEWART CONNECTOR. ONE OR MORE U.S. PATENTS MAY APPLY TO THIS PRODUCT. FOR DETAILS, PLEASE VISIT: HTTP://BELFUSE.COM/STEWART/STEWART_PATENTS/		
SHEET NO. 2 OF 2	DRN BY: DAB	DATE 8/27/03	REV. A7
	CKD BY: TRM	DATE 8-27-03	
	APPD BY: RGC	DATE 8/27/03	
	DWG NO. CT740009		