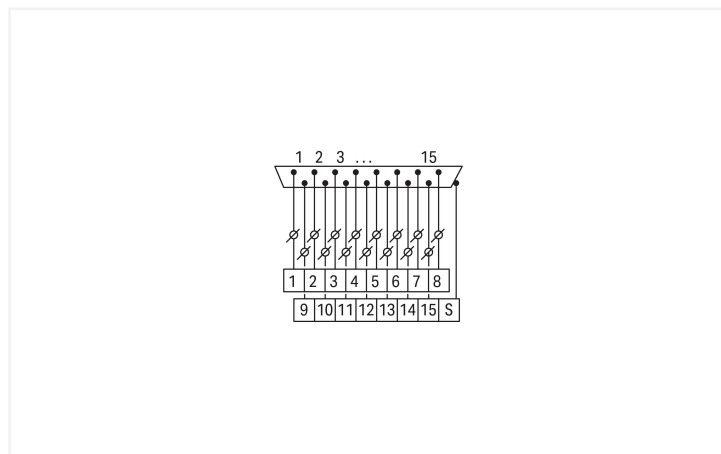



## Data Sheet | Item Number: 289-720

Interface module; with solder pin; Male connector; 9-pole; Double-deck PCB terminal blocks; in mounting carrier; Mating connector for solder connection; 2,50 mm<sup>2</sup>

<https://www.wago.com/289-720>



### Notes

#### Safety Information

**Notice!** Accessible live parts! Protection against accidental contact must be provided by the system installer, e.g., using a WAGO 709 Series Cover (see "Accessories") or a similar cover. The installation guidelines must be followed for each specific application.

#### Note

One solder terminal per pole is available for testing and patching (except for shield contact).

### Electrical data

Operating voltage	≤ 30 VAC; ≤ 50 VDC
Nominal current	2 A
Contact resistance (max.)	30 mΩ
Specialty functions	With solder pin With shield connection

### Safety and protection

Rated Voltage	50 V
Pollution degree	2
Protection type	IP00
Dielectric strength (channel/channel) (AC, 1 min.)	1.3 kVrms
Insulation type	Functional insulation

### Connection Data

Performance level	2 / 200 mating cycles
Strain relief	UNC 4-40 stud bolt

#### Connection 1

Pluggable connector	HD D-sub male connector
Pole number 1	9
Connection type	System
Note (conductor cross-section)	12 AWG: THHN, THWN
Mating direction	vertical

### Connection 2

Design	PCB terminal blocks (double-deck)
Pole number	10
Connection type	Field
Connection technology	CAGE CLAMP®
WAGO connector	WAGO 736 Series
Solid conductor	0.08 ... 2.5 mm <sup>2</sup> / 28 ... 12 AWG
Fine-stranded conductor	0.08 ... 2.5 mm <sup>2</sup> / 28 ... 12 AWG
Strip length	5 ... 6 mm / 0.2 ... 0.24 inches

### Physical data

Width	33.5 mm / 1.319 inches
Height	85 mm / 3.346 inches
Depth from upper-edge of DIN-rail	48 mm / 1.89 inches

### Mechanical data

Mounting type	DIN-35 rail
Housing design	Mounting carrier

### Material data

Contact material (connector)	Au over Ni
Fire load	0.536 MJ
Weight	50.7 g

### Environmental requirements

Ambient temperature (operation)	-20 ... +50 °C
Ambient temperature (storage)	-40 ... +70 °C
Relative humidity	≤ 85 % (non-condensing)

### Standards and Specifications

Standards/specifications	EN 61010-2-201
--------------------------	----------------

### Commercial data

Product Group	6 (INTERFACE ELECTRONIC)
PU (SPU)	8 (1) pcs
Packaging type	Box
Country of origin	DE
GTIN	4045454367176
Customs tariff number	85366990990

**Product Classification**

UNSPSC	39121421
eCl@ss 10.0	27-14-11-52
eCl@ss 9.0	27-14-11-52
ETIM 9.0	EC002780
ETIM 10.0	EC002780
ECCN	NO US CLASSIFICATION

**Environmental Product Compliance**

RoHS Compliance Status	Compliant, No Exemption
------------------------	-------------------------

**Approvals / Certificates**

**General approvals**



Approval	Standard	Certificate Name
EAC GZO Almaty Standart	TP TC 004/2011	EAC CoC 03084

**Downloads**

**Environmental Product Compliance**

Compliance Search
Environmental Product Compliance 289-720

**Documentation**

Bid Text			
289-720	19.02.2019	xml 3.70 KB	
289-720	09.02.2015	doc 26.50 KB	

Instruction Leaflet			
Operation and Assembly Instructions Interface	V 1.0.0 02.04.2025	pdf 1246.19 KB	

**CAD/CAE-Data**

CAD data
2D/3D Models 289-720

CAE data
EPLAN Data Portal 289-720
WSCAD Universe 289-720
ZUKEN Portal 289-720

## 1 Compatible Products

### 1.1 Optional Accessories

#### 1.1.1 Installation

##### 1.1.1.1 Cover



**Item No.: 709-153**

Cover; Type 1; suitable for cover carrier, type 1; 1 m long; transparent

##### 1.1.1.2 Cover carrier



**Item No.: 709-167**

Cover carrier; Type 1; incl. fixing/retaining screws and knurled nut; suitable for 279 to 282 and 880 Series rail-mounted terminal blocks; suitable for 264 Series miniature rail-mounted terminal blocks; suitable for 270 Series sensor and actuator terminal blocks; gray

### 1.1.2 Marking

#### 1.1.2.1 Marking strip



**Item No.: 709-196**

Marking strips; for laser printer; translucent



**Item No.: 709-177**

Marking strips; on reel; 7.5 mm wide; not stretchable; plain; snap-on type; translucent



**Item No.: 709-178**

Marking strips; on reel; 7.5 mm wide; not stretchable; plain; snap-on type; white

### 1.1.3 Tool

#### 1.1.3.1 Operating tool




**Item No.: 210-720**


Operating tool; Blade: 3.5 x 0.5 mm; with a partially insulated shaft; multicoloured

## Installation Notes

### Conductor termination




Conductor termination – screwdriver actuation parallel to conductor entry




Conductor termination – screwdriver actuation perpendicular to conductor entry

## Installation



Snapping a module onto DIN-rail.



Removing a module from the DIN-rail.