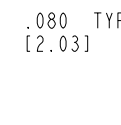
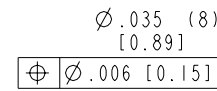
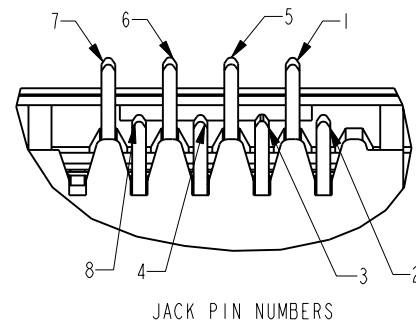
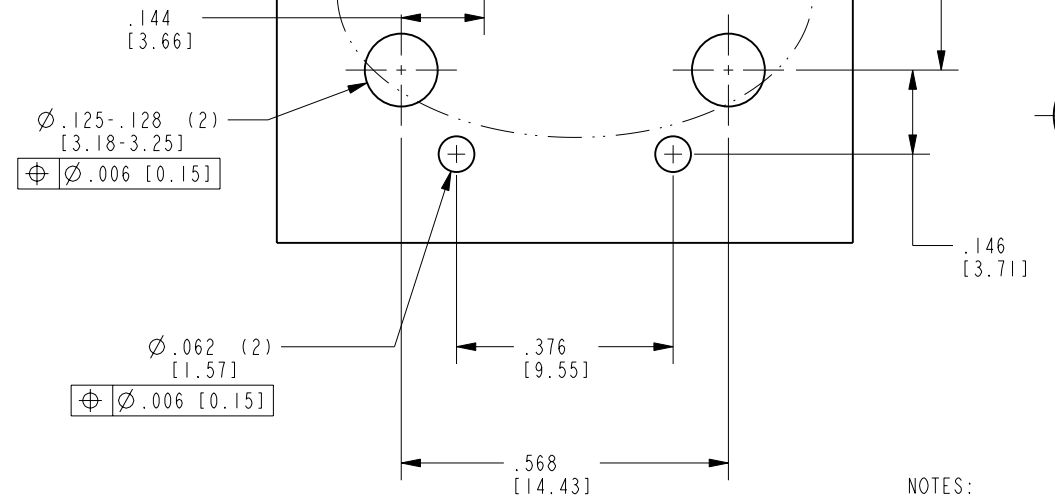
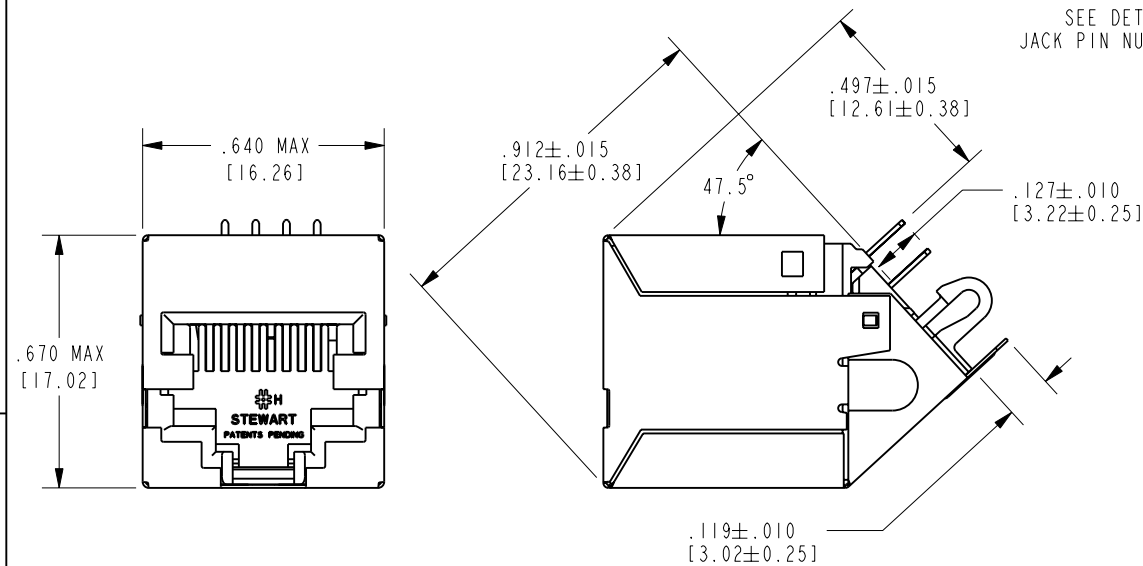
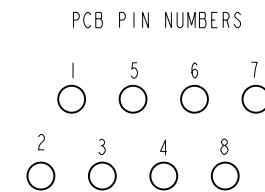


DATE	REV.	ECN	APP'D BY
4-12-18	C5	11225	SMN
6-13-18	C6	11258	TRM



— SEE DETAIL  
PCB PIN NUMBERS

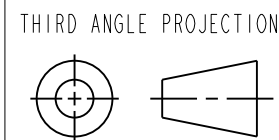
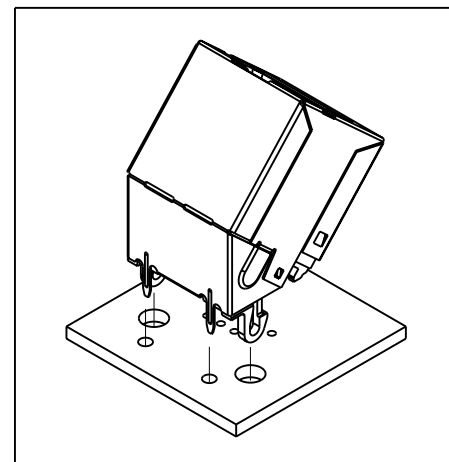


PCB RECOMMENDED HOLE LAYOUT  
SEEN FROM COMPONENT SIDE, .062 [1.57] BOARD THICKNESS

ALL CENTERLINE DIMENSIONS ARE BASIC

- NOTES:
1. CONNECTOR MATERIALS:  
HOUSING: THERMOPLASTIC UL94 V-0  
CONTACTS/SHIELD: COPPER ALLOY  
SHIELD PLATING: NICKEL  
CONTACT PLATING: SELECTIVE PLATING IN CONTACT AREA  
SEE CHART FOR DETAILS.
  2. PRODUCT DESIGNED FOR CATEGORY 6 APPLICATIONS
  3. DIMENSIONS AND TOLERANCES COMPLY WITH TIA-1096 STANDARD.
  4. REFERENCE PRODUCT SPECIFICATION PRO26-01

50 MICRO-INCHES [1.27um] Au OR 5 MICRO-INCHES [0.13um] Au OVER 30 MICRO-INCHES [0.76um] PdNi	SS-60000-011
CONTACT PLATING IN MATING AREA	PART NUMBER



11118 Susquehanna Trail South  
Glen Rock, PA 17327-9199  
(717) 235-7512  
<http://www.stewartconnector.com>

DO NOT SCALE DRAWING
DRAWING IS SUBJECT TO CHANGE WITHOUT NOTICE

DIMENSIONS: INCHES [METRIC]  
UNLESS OTHERWISE SPECIFIED  
TOLERANCES ARE  $\pm .005$  [0.13]  
ANGLES ARE  $\pm 1^\circ$   
SHEET NO. 1 OF 1

47.5° CATEGORY 6 SHIELDED JACK

THIS DRAWING AND THE SUBJECT MATTER SHOWN THEREON  
ARE CONFIDENTIAL AND THE PROPRIETARY PROPERTY OF  
STEWART CONNECTOR AND SHALL NOT BE REPRODUCED,  
COPIED, OR USED IN ANY MANNER WITHOUT PRIOR WRITTEN  
CONSENT OF STEWART CONNECTOR. ONE OR MORE U.S. PATENTS  
MAY APPLY TO THIS PRODUCT. FOR DETAILS, PLEASE  
VISIT: [HTTP://BELFUSE.COM/STEWART/STEWART-PATENTS/](http://BELFUSE.COM/STEWART/STEWART-PATENTS/)

DRN BY:	JRC	DATE	12-05-02
APPD BY:	DHG	DATE	12-19-02
DWG. NO.	CT600014		REV. C6