# Data Sheet | Item Number: 733-332/105-604/997-446

THR male header; 0.8 x 0.8 mm solder pin; straight; 100% protected against mismating; in tape-and-reel packaging; Pin spacing 2.5 mm; 2-pole; black

https://www.wago.com/733-332/105-604/997-446



Color: ■ black

Similar to illustration

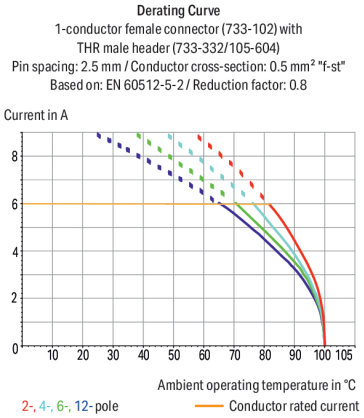


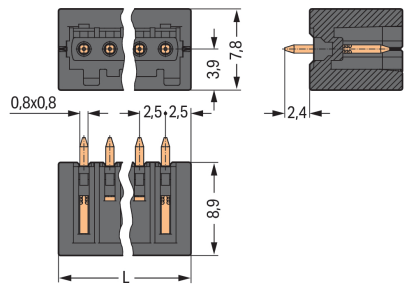


Dimensions in mm
L = (pole no. + 1) x pin spacing

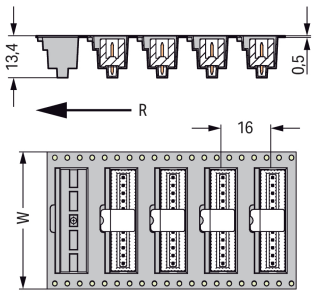


Dimensions in mm
W = tape widthR = feed direction

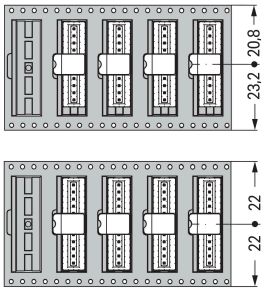


Position with odd number of poles

Position with even number of poles

Dimensions in mm
Pin position in tape-and-reel packaging



Downloaded from Arrow.com.

Male connector, 733 Series, solder pin dimensions 0.8 x 0.8 mm

Easy electrical installations are guaranteed with this male connector (item number 733-332/105-604/997-446). The dimensions are (7.5 x 11.3 x 7.8) mm (width x height x depth).

The contact surface is coated with tin. The pcb connector is designed for THR soldering.

## Notes

| | |
|---|---|
| Safety Information | The *MCS – MULTI CONNECTION SYSTEM* includes connectors without breaking capacity in accordance with DIN EN 61984. When used as intended, these connectors must not be connected/disconnected when live or under load.When used as intended, these connectors must not be connected/disconnected when live or under load. The circuit design should ensure header pins, which can be touched, are not live when unmated. |
| Variants: | Other pole numbers<br>Other solder pin lengths<br>Gold-plated or partially gold-plated contact surfaces<br>Other versions (or variants) can be requested from WAGO Sales or configured at https://configurator.wago.com/. |

## Electrical data

| Ratings per | IEC/EN 60664-1 | | |
|---|---|---|---|
| Overvoltage category | III | III | II |
| Pollution degree | 3 | 2 | 2 |
| Nominal voltage | 80 V | 160 V | 320 V |
| Rated impulse withstand voltage | 2.5 kV | 2.5 kV | 2.5 kV |
| Rated current | 6 A | 6 A | 6 A |

| Approvals per | UL 1059 | | |
|---|---|---|---|
| Use group | B | C | D |
| Rated voltage | 150 V | - | - |
| Rated current | 4 A | - | - |

| Approvals per | CSA | | |
|---|---|---|---|
| Use group | B | C | D |
| Rated voltage | 150 V | - | - |
| Rated current | 4 A | - | - |

## Connection Data

| | |
|---|---|
| Total number of potentials | 2 |
| Number of connection types | 1 |
| Number of levels | 1 |

### Connection 1

| | |
|---|---|
| Pole number | 2 |

## Physical data

| | |
|---|---|
| Pin spacing | 2.5 mm / 0.098 inches |
| Width | 7.5 mm / 0.295 inches |
| Height | 11.3 mm / 0.445 inches |
| Height from the surface | 8.9 mm / 0.35 inches |
| Depth | 7.8 mm / 0.307 inches |
| Solder pin length | 2.4 mm |
| Solder pin dimensions | 0.8 x 0.8 mm |
| Plated through-hole diameter (THR) | 1.2 $^{(+0.1)}$ mm |
| Reel diameter of tape-and-reel packaging | 330 mm |
| Tape width | 44 mm |


Downloaded from Arrow.com.

## Mechanical data

| | |
|---|---|
| Variable coding | Yes |
| Anti-rotation protection | Yes |

## Plug-in connection

| | |
|---|---|
| Contact type (pluggable connector) | Male connector/plug |
| Connector (connection type) | for PCB |
| Mismating protection | Yes |
| Mating direction to the PCB | 90 ° |

## PCB contact

| | |
|---|---|
| PCB contact | THR |
| Solder pin arrangement | over the entire male connector (in-line) |
| Number of solder pins per potential | 1 |

## Material data

| | |
|---|---|
| Note (material data) | Information on material specifications can be found here |
| Color | black |
| Material group | I |
| Insulation material (main housing) | Polyphthalamide (PPA GF) |
| Flammability class per UL94 | V0 |
| Contact material | Electrolytic copper ($E_{Cu}$) |
| Contact Plating | Tin |
| Fire load | 0.013 MJ |
| Weight | 0.4 g |
| MSL per J-STD 020D | 1 |

## Environmental requirements

| | |
|---|---|
| Limit temperature range | -60 … +100 °C |
| Processing temperature | -35 … +60 °C |

## Commercial data

| | |
|---|---|
| PU (SPU) | 290 pcs |
| Packaging type | Bag |
| Country of origin | DE |
| GTIN | 4045454814489 |
| Customs tariff number | 85366930000 |

## Product Classification

| | |
|---|---|
| UNSPSC | 39121409 |
| eCl@ss 10.0 | 27-44-04-02 |
| eCl@ss 9.0 | 27-44-04-02 |
| ETIM 9.0 | EC002637 |
| ETIM 10.0 | EC002637 |
| ECCN | NO US CLASSIFICATION |


Downloaded from Arrow.com.

## Environmental Product Compliance

| | |
|---|---|
| RoHS Compliance Status | Compliant,No Exemption |

## Downloads

### Environmental Product Compliance

**Compliance Search**

### Documentation

**Additional Information**

| | | | |
|---|---|---|---|
| Technical Section | 03.04.2019 | pdf<br>2027.26 KB | |
| | | pdf<br>535.32 KB | |

### CAD/CAE-Data

**CAD data**

**PCB Design**

## 1 Compatible Products

### 1.1 System counterpart

#### 1.1.1 Female connector/socket



Item No.: 733-102
1-conductor female connector; CAGE CLAMP®; 0.5 mm²; Pin spacing 2.5 mm; 2-pole; 100% protected against mismating; light gray


Downloaded from Arrow.com.

## 1.2 Optional Accessories

### 1.2.1 Coding

#### 1.2.1.1 Coding



Item No.: 733-331
Coding key; snap-on type; black

## Installation Notes

### Mismating protection



Male headers and female connectors are 100% protected against mismating.
Only mating halves with the same pole number can be connected.

### Coding



Coding a male header – fitting coding key(s).


Downloaded from Arrow.com.