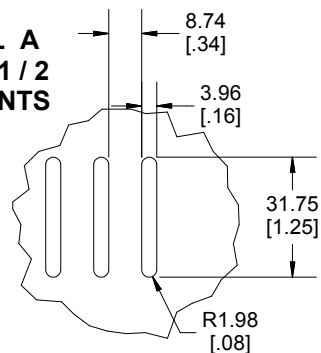
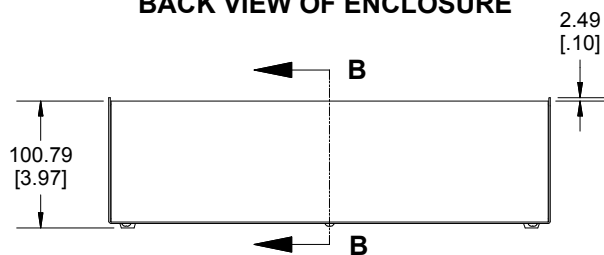


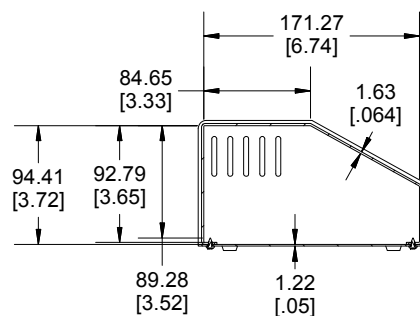
**DETAIL A  
SCALE 1 / 2  
END VENTS**



**BACK VIEW OF ENCLOSURE**

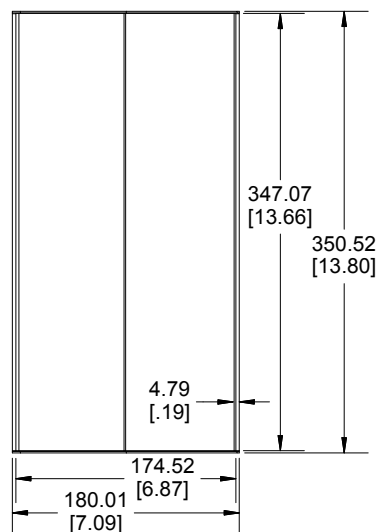


**SECTION B-B  
END VIEW**

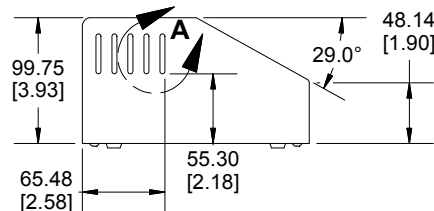


ADHESIVE RUBBER FEET

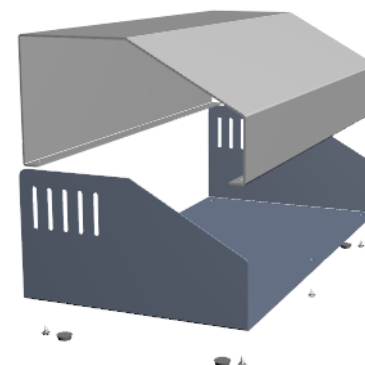
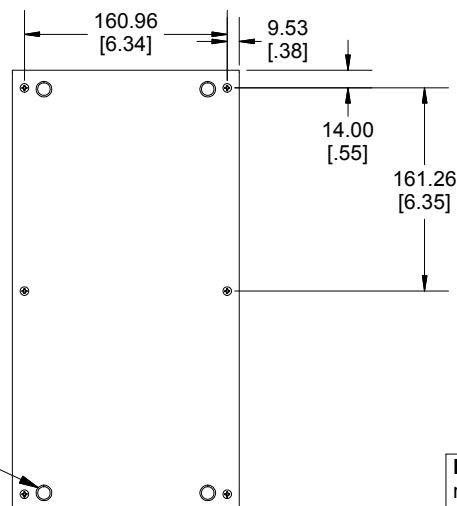
**TOP VIEW OF ENCLOSURE**




**END VIEW OF ENCLOSURE**



**BOTTOM VIEW OF ENCLOSURE**



**FRONT VIEW OF ENCLOSURE**



Enclosures can be Factory Modified ( Milling, Drilling, Printing etc.)  
Contact Factory [mjm@hammondmg.com](mailto:mjm@hammondmg.com) for quotes  
Solid models of this enclosure available in STEP or IGES.

**NOTE**

Case Includes Adhesive Rubber Feet and Required Hardware.  
Enclosure Case is Made of 0.05" Steel.  
Top Panel is Made of 0.064" Aluminum.

**PART NUMBERS**

519-0920 Enclosure

Smooth Light Grey Top Case  
Dark Satin Grey Base Case

519-0920

**ACCESSORIES**

Plated Cover Screws (Pkg 50)  
[#6 x 1/4 Self Tapping]

SC19482-50

Grey Self-Adhesive Rubber Feet (Pkg 4)

1421T2GY



Dimensions:  
mm  
[inches]