MALE PLUG M12 STRAIGHT

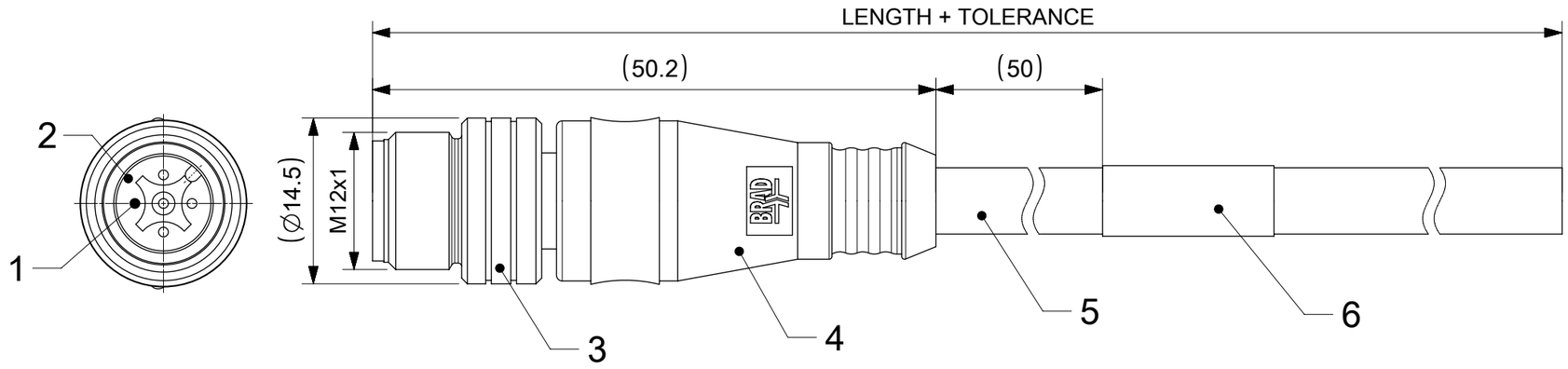

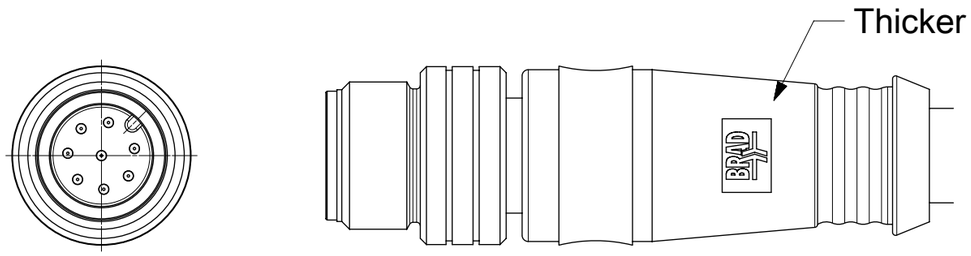

NOTES:

RATED VOLTAGE: 3, 4 contacts 250V
5 contacts 60V
8 contacts 30V

RATED CURRENT: 3, 4, 5 contacts 4A
8 contacts 2A

PROTECTION CLASS: IP 67

TEMPERATURE: -25°C / +85°C

CONTACTS POSITION FRONT VIEW:

3 CONTACTS		4 CONTACTS		5 CONTACTS		8 CONTACTS	
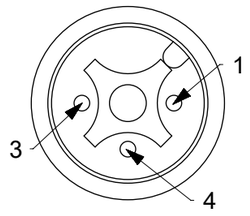		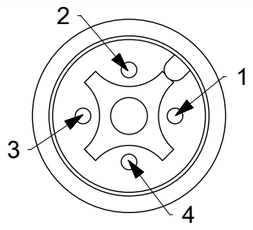		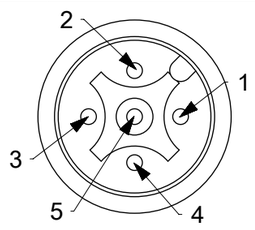		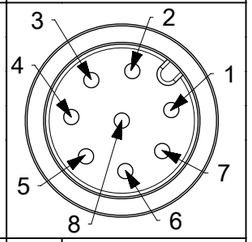	
PIN	WIRE	PIN	WIRE	PIN	WIRE	PIN	WIRE
1	BROWN	1	BROWN	1	BROWN	1	WHITE
2	---	2	WHITE	2	WHITE	2	BROWN
3	BLUE	3	BLUE	3	BLUE	3	GREEN
4	BLACK	4	BLACK	4	BLACK	4	YELLOW
5	---	5	---	5	GREY	5	GREY
						6	PINK
						7	BLUE
						8	RED

SHIELD CONNECTED TO THE COUPLING NUT

CODING REQUIRED TO IEC 61076-2-101

FOR OPTIONS SEE - NUMERICAL CODE - ON SHEET 2

ITEM	QTY.	DESCRIPTION	MATERIAL	FINISH
6	1	LABEL YELLOW	VINYL	---
5	-	CABLE	SEE SHEET 2	---
4	-	OVERMOLDING (SEE SHEET 2)	TPU	---
3	1	COUPLING NUT MALE	SEE SHEET 2	---
2	1	INSERT MALE BLACK	PUR	---
1	3 / 4 / 5 / 8	CONTACT M12 MALE	BRASS	SELECTIVE Au OVER Ni

THIS DRAWING CONTAINS INFORMATION THAT IS PROPRIETARY TO MOLEX ELECTRONIC TECHNOLOGIES, LLC AND SHOULD NOT BE USED WITHOUT WRITTEN PERMISSION

DIMENSION UNITS: mm | SCALE: 2:1

GENERAL TOLERANCES (UNLESS SPECIFIED)

ANGULAR TOL	± °
4 PLACES	±
3 PLACES	±
2 PLACES	±
1 PLACE	±
0 PLACES	±

DRAFT WHERE APPLICABLE MUST REMAIN WITHIN DIMENSIONS

CURRENT REV DESC: REMOVED OBSOLETED PART NUMBERS AS PER PCN#516585

EC NO: 823299

DRWN:	VISHAH2	2025/05/15
CHK'D:	GGA	2025/05/29
APPR:	GGA	2025/05/29

INITIAL REVISION:

DRWN:	AKONDRACIUK	2017/07/12
APPR:	DSTACHOWIAK	2017/07/17

THIRD ANGLE PROJECTION | DRAWING: A3-SIZE | SERIES: 120010

molex

CSE M12 XP AC MA STR XM SE SH

PRODUCT CUSTOMER DRAWING

DOCUMENT NUMBER	DOC TYPE	DOC PART	REVISION
1200100015	PSD	000	B5

MATERIAL NUMBER	CUSTOMER	SHEET NUMBER
SEE TABLE	GENERAL MARKET	1 OF 3

DOCUMENT STATUS	P1	RELEASE DATE	2025/05/29 13:28:14

FORMAT number-fb-ryxvLA3
Downloaded from Arrow.com.

ENGINEERING NO. - NUMERICAL CODE (Available parts see PART LIST table. Others on request).

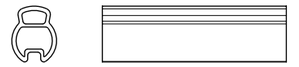

8	0	X	S	0	6	X	X	X	X	X	X	X	X	X
													OPTIONS	

80=M12x1
Single ended

Contacts:
3=3 Contacts
4=4 Contacts
5=5 Contacts
8=8 Contacts

Heads style:
S06 =Plug Shield Male
Straight

Cable type: See Table

Units:
M=Meter
C=Centimeter

Length
Examples:
005=0.5 unit
010=1 unit
100=10 units

H= 2 pcs. of I/D Carrier
PVC Transparent

Overmold color:
Blank=Yellow TPU for cables S20,S26
Blank=Black TPU for cables P19,P20, I26
A=Grey / G=Black / Y=Yellow

Coupling Nut:
3=Knurled Brass Ni Plated for cables P19, P20, S20
1=Hexagonal Stainless steel
5=Knurled Derlin
7=Knurled Brass Ni Plated, Teflon Coated
Blank=7 for cables I26, S26
9=Knurled / Hexagonal Brass Ni Plated SW13

CABLE INFORMATION (for more information see Cable Data Sheet).

CABLE TYPE	NO. OF WIRES	CROSS SECTION	CABLE JACKET	UL	CSA	STATIC: TEMP. / BENDING RADIUS	DYNAMIC: TEMP. / BENDING RADIUS	DRAG CHAIN	SHIELD
P19	8	0.25mm²	PUR BLACK	-	-	-40°C to +90°C, 7.5xO.D.	-15°C to +90°C, 12.5xO.D.	2 000 000 cycles, 15xO.D.	YES
P20	3 / 4 / 5	0.34mm²	PUR BLACK LS0H	-	-	-40ºC to +90ºC	-25ºC to +90ºC	-	YES
S20	3 / 4 / 5	0.34mm²	PVC YELLOW	UL 2661/1731	C22.2 II A 105°C/300V	-30°C to +105°C	-	-	YES
S26	5	0.34mm²	PVC YELLOW	UL 2661/1731	C22.2 II A 105°C/300V	-30°C to +105°C	-	-	YES
I26	5	0.34mm²	PVC CEI GREY	-	-	-30°C to +70°C	-5°C to +70°C	-	YES

CABLE LENGTH TOLERANCES

OVER	UP TO AND INCLUDING	TOLERANCES [mm]
0	305mm	+19
305mm	915mm	+45
915mm	1830mm	+56
1830mm	3660mm	+89
3660mm	7320mm	+165
7320mm	14640mm	+317
14640mm	30500mm	+610
30500mm	>	+2% of finished length

DOCUMENT STATUS	P1	RELEASE DATE	2025/05/29 13:28:14

THIS DRAWING CONTAINS INFORMATION THAT IS PROPRIETARY TO MOLEX ELECTRONIC TECHNOLOGIES, LLC AND SHOULD NOT BE USED WITHOUT WRITTEN PERMISSION

DIMENSION UNITS	SCALE
mm	1:1

GENERAL TOLERANCES (UNLESS SPECIFIED)

ANGULAR TOL	± °
4 PLACES	±
3 PLACES	±
2 PLACES	±
1 PLACE	±
0 PLACES	±

DRAFT WHERE APPLICABLE MUST REMAIN WITHIN DIMENSIONS

CURRENT REV DESC: REMOVED OBSOLETED PART NUMBERS AS PER PCN#516585

EC NO: 823299
DRWN: VISHAH2 2025/05/15
CHK'D: GGA 2025/05/29
APPR: GGA 2025/05/29

INITIAL REVISION:
DRWN: AKONDRACIUK 2017/07/12
APPR: DSTACHOWIAK 2017/07/17

THIRD ANGLE PROJECTION | DRAWING: A3-SIZE | SERIES: 120010

molex

CSE M12 XP AC MA STR XM SE SH

PRODUCT CUSTOMER DRAWING

DOCUMENT NUMBER	DOC TYPE	DOC PART	REVISION
1200100015	PSD	000	B5

MATERIAL NUMBER	CUSTOMER	SHEET NUMBER
SEE TABLE	GENERAL MARKET	2 OF 3

Downloaded from Arrow.com.

PART LIST

No	Part No	Engineering No	Cable Length [m]
1	1200100012	804S06P20M050	5
2	1200698110	804S06P20M200	20
3	1200698444	804S06P20M030	3
4	1200698470	804S06P20M015	1.5
5	1200698480	804S06P20M300	30
6	1200698084	804S06S20M010	1
7	1200698443	804S06P20M010	1
8	1200698472	804S06S20M300	30
9	1200100015	805S06P20M020	2
10	1200698025	805S06P20M050	5
11	1200698026	805S06P20M100	10
12	1200698101	805S06P20C350	0.35
13	1200698149	805S06P20M0201G	2
14	1200698150	805S06P20M0501G	5
15	1200698365	805S06P20M050H	5
16	1200698834	805S06P20M015	1.5
17	1200690196	808S06P19M080	8
18	1200695051	808S06P19M100	10
19	1200698152	808S06P19M0501G	5
20	1200698761	808S06P19M200	20
21	1200699418	808S06P19M015	1.5
22	1200699419	808S06P19M030	3
23	1200698085	808S06S19M010	1
24	1200698076	804S06P20M020	2
25	1200699704	805S06P20M004	0.4

THIS DRAWING CONTAINS INFORMATION THAT IS PROPRIETARY TO MOLEX ELECTRONIC TECHNOLOGIES, LLC AND SHOULD NOT BE USED WITHOUT WRITTEN PERMISSION

DIMENSION UNITS	mm
SCALE	1:1
GENERAL TOLERANCES (UNLESS SPECIFIED)	
ANGULAR TOL ± °	
4 PLACES ±	
3 PLACES ±	
2 PLACES ±	
1 PLACE ±	
0 PLACES ±	
DRAFT WHERE APPLICABLE MUST REMAIN WITHIN DIMENSIONS	

CURRENT REV DESC: REMOVED OBSOLETED PART NUMBERS AS PER PCN#516585

EC NO: 823299
DRWN: VISHAH2 2025/05/15
CHK'D: GGA 2025/05/29
APPR: GGA 2025/05/29

INITIAL REVISION:
DRWN: AKONDRACIUK 2017/07/12
APPR: DSTACHOWIAK 2017/07/17

molex

CSE M12 XP AC MA STR XM SE SH

PRODUCT CUSTOMER DRAWING

DOCUMENT NUMBER	DOC TYPE	DOC PART	REVISION
1200100015	PSD	000	B5

THIRD ANGLE PROJECTION	DRAWING	SERIES	MATERIAL NUMBER	CUSTOMER	SHEET NUMBER
	A3-SIZE	120010	SEE TABLE	GENERAL MARKET	3 OF 3

DOCUMENT STATUS	P1	RELEASE DATE	2025/05/29 13:28:14

Downloaded from Arrow.com.