ShinDengen

P15F60HP2

Power MOSFETs
600V, 15A, N-channel

Feature

- N-channel
- High Voltage
- High Speed Switching
- Low Capacitance
- High Avalanche Durability, High di/dt Durability
- Pb free terminal
- RoHS:Yes

OUTLINE

Package (House Name): FTO-220AG
Package (JEITA Code): SC-91



Equivalent circuit

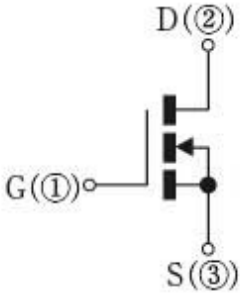

Downloaded from Arrow.com.

Absolute Maximum Ratings (unless otherwise specified : Tc=25°C)

Item	Symbol	Conditions	Ratings	Unit
Storage temperature	Tstg		-55 to 150	°C
Channel tempertature	Tch		-55 to 150	°C
Drain-source voltage	V_{DSS}		600	V
Gate-source voltage	V_{GSS}		±30	V
Continuous drain current(DC)	I_D		15	A
Continuous drain current(Peak)	I_{DP}	Pulse width 10μs, duty=1/100	60	A
Continuous source current(DC)	Is		15	A
Total power dissipation	P_T		95	W
Repetitive avalanche current	I_{AR}	Starting Tch=25°C Tch≦150°C	15	A
Single avalanche energy	E_{AS}	Starting Tch=25°C Tch≦150°C	80	mJ
Repetitive avalanche energy	E_{AR}	Starting Tch=25°C Tch≦150°C	8	mJ
Drain - source diode di/dt strength	di/dt	Is=15A, Tc=25°C	350	A/μs
Dielectric strenght	Vdis	Terminals to case, AC1min	2	kV
Mounting torque	TOR	(Recommended torque：0.3N･m)	0.5	N･m

※ ：See the original Specifications

Downloaded from Arrow.com.

Electrical Characteristics (unless otherwise specified : Tc=25°C)

Item	Symbol	Conditions	Ratings			Unit
			MIN	TYP	MAX	
Drain-Source breakdown voltage	$V_{(BR)DSS}$	ID=1mA, VGS=0V	600			V
Zero gate voltage drain current	I_{DSS}	VDS=600V, VGS=0V			100	μA
Gate-source leakage current	I_{GSS}	VGS=±30V, VDS=0V			±0.1	μA
Forward transconductance	g_{fs}	ID=7.5A, VDS=10V	9	18		S
Static drain-source on-state resistance	$R_{DS(ON)}$	ID=7.5A, VGS=10V		0.41	0.49	Ω
Gate threshold voltage	Vth	ID=1mA, VDS=10V	3	3.75	4.5	V
Source-drain diode forward voltage	V_{SD}	IS=7.5A, VGS=0V			1.5	V
Thermal resistance	Rth(j-c)	Junction to case			1.32	°C/W
Total gate charge	Qg	VDD=400V, VGS=10V, ID=15A		37		nC
Input capacitance	Ciss	VDS=50V, VGS=0V, f=1MHz		1750		pF
Reverce transfer capacitnce	Crss	VDS=50V, VGS=0V, f=1MHz		7		pF
Output capacitance	Coss	VDS=50V, VGS=0V, f=1MHz		150		pF
Turn-on delay time	td(on)	ID=7.5A, RL=20Ω, VDD=150V, Rg=50Ω, VGS(+)=10V, VGS(-)=0V		37		ns
Rise time	tr	ID=7.5A, RL=20Ω, VDD=150V, Rg=50Ω, VGS(+)=10V, VGS(-)=0V		49		ns
Turn-off delay time	td(off)	ID=7.5A, RL=20Ω, VDD=150V, Rg=50Ω, VGS(+)=10V, VGS(-)=0V		129		ns
Fall time	tf	ID=7.5A, RL=20Ω, VDD=150V, Rg=50Ω, VGS(+)=10V, VGS(-)=0V		35		ns

※ ：See the original Specifications

Downloaded from Arrow.com.

CHARACTERISTIC DIAGRAMS

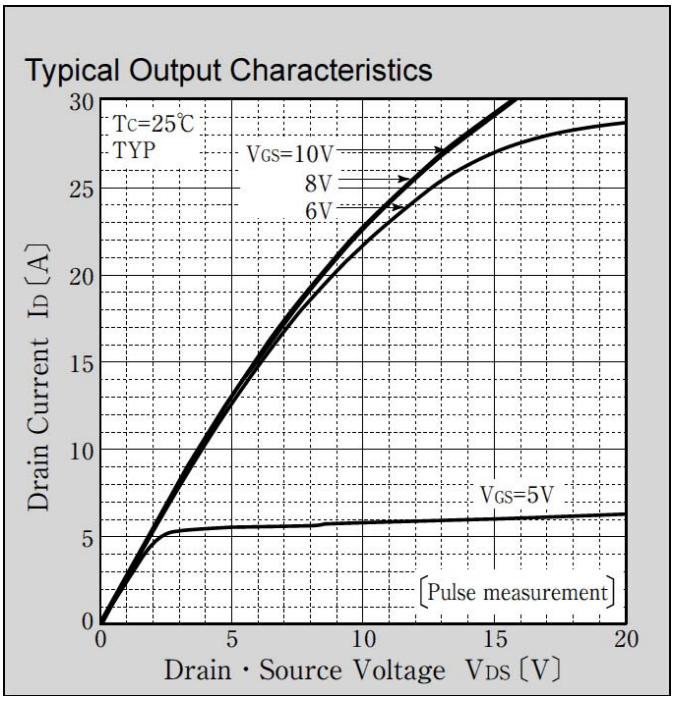

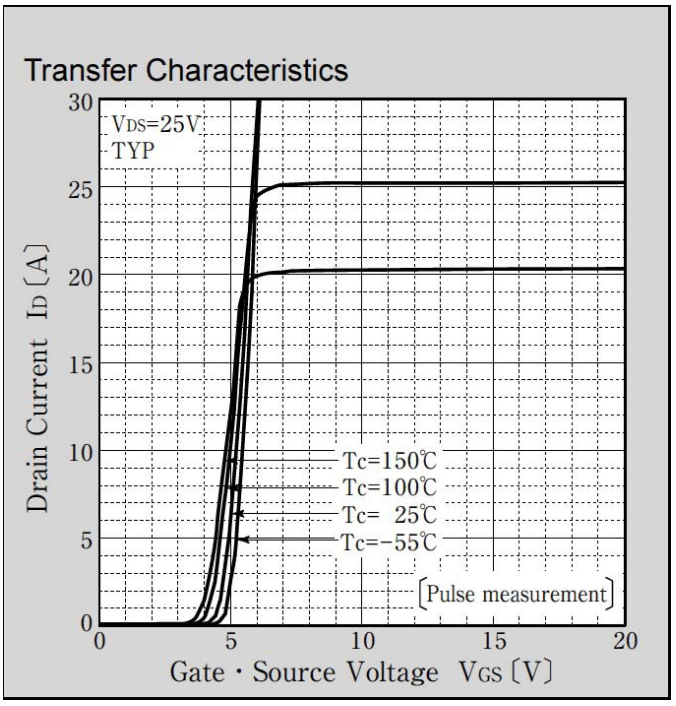

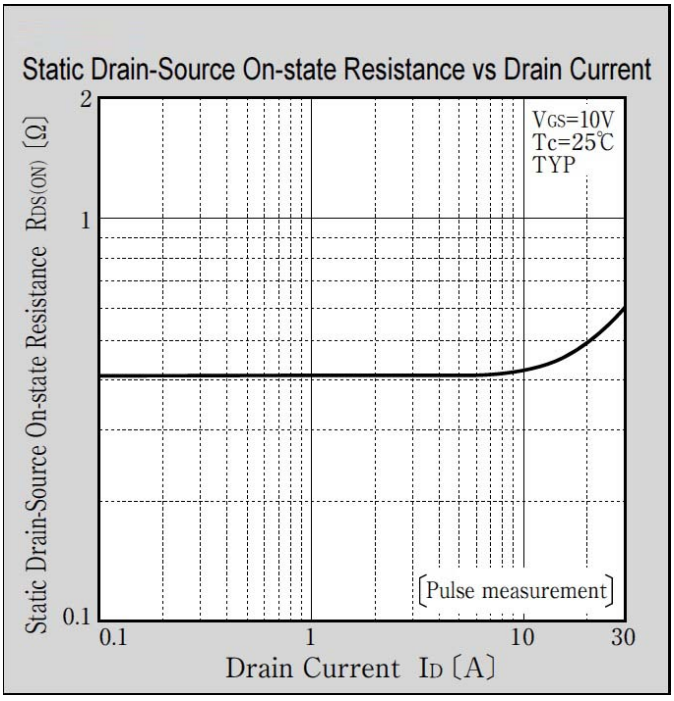

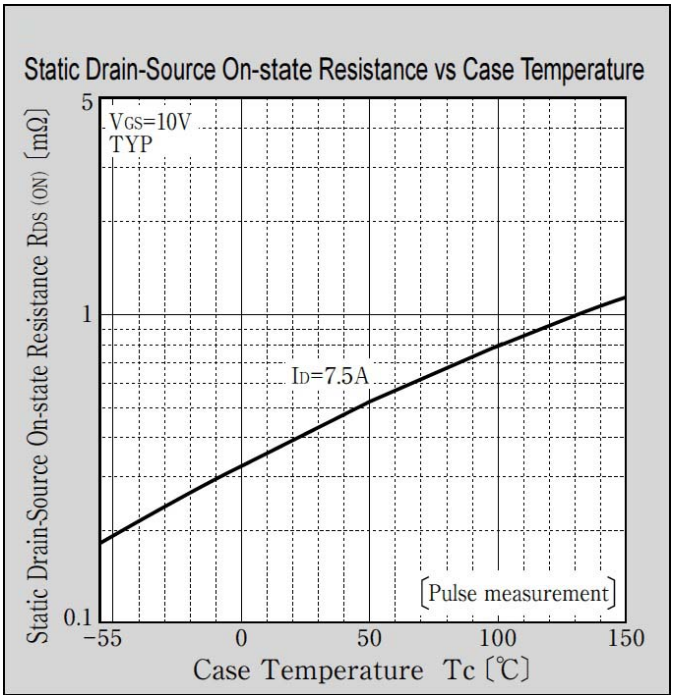

Downloaded from Arrow.com.

Gate Threshold Voltage vs Case Temperature

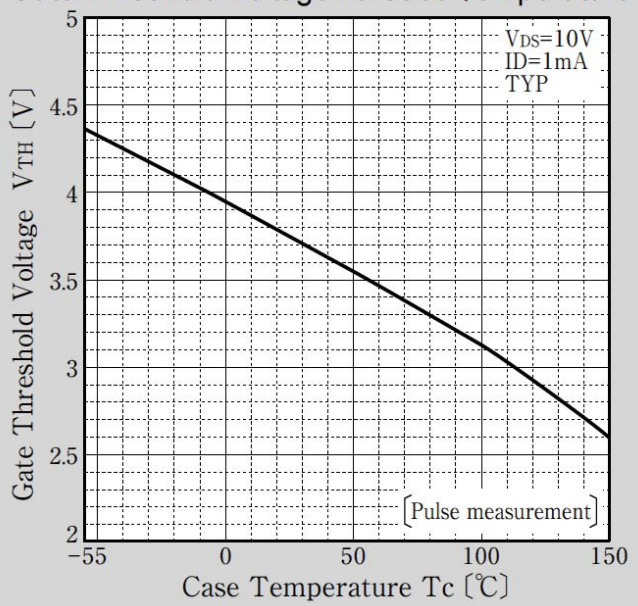

Safe Operating Area

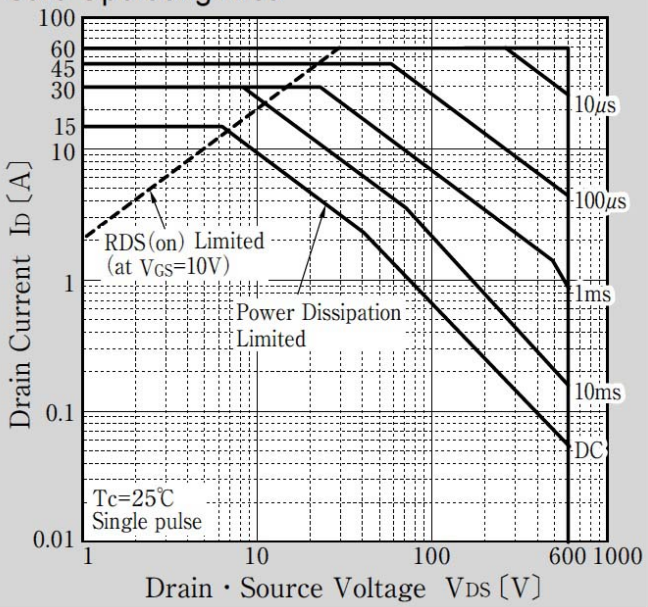

Transient Thermal Impedance

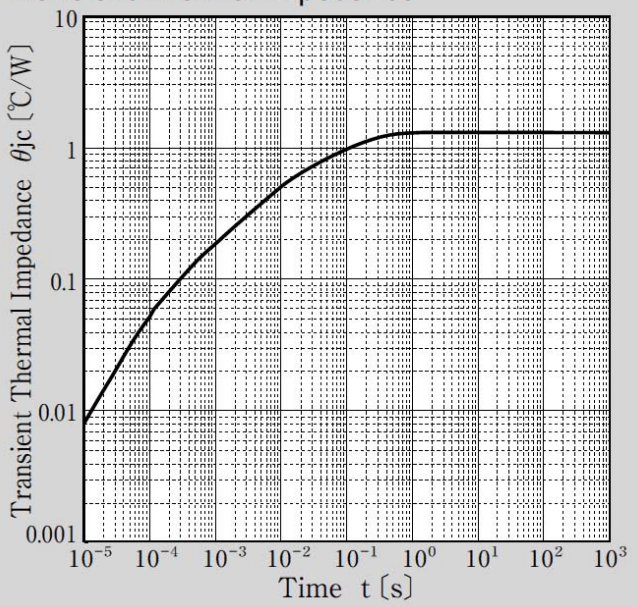

Capacitance Characteristics

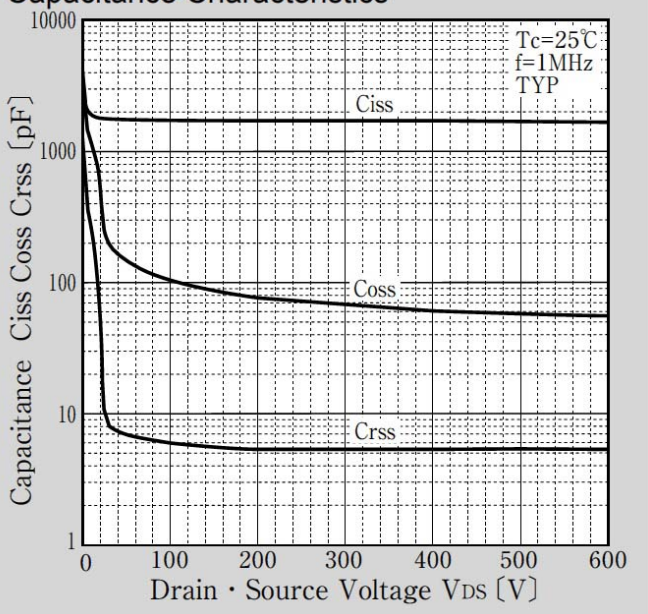

Downloaded from Arrow.com.

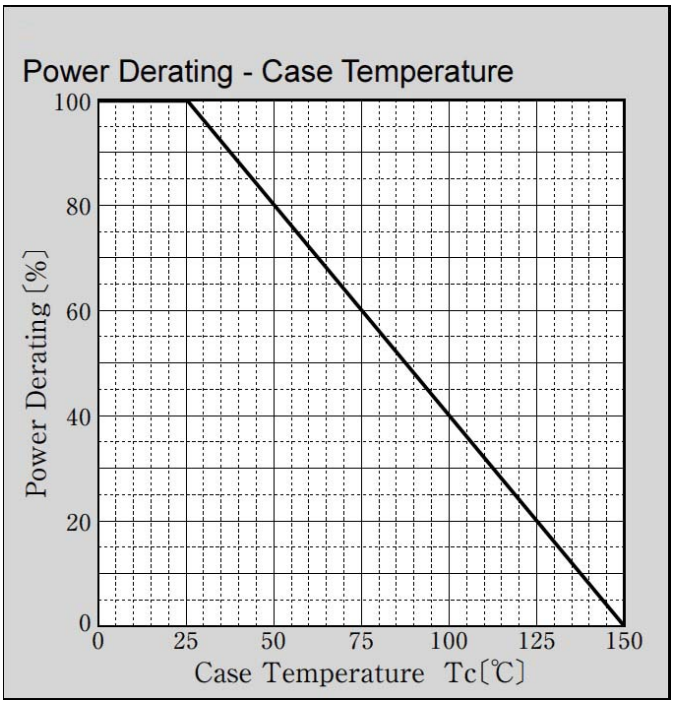

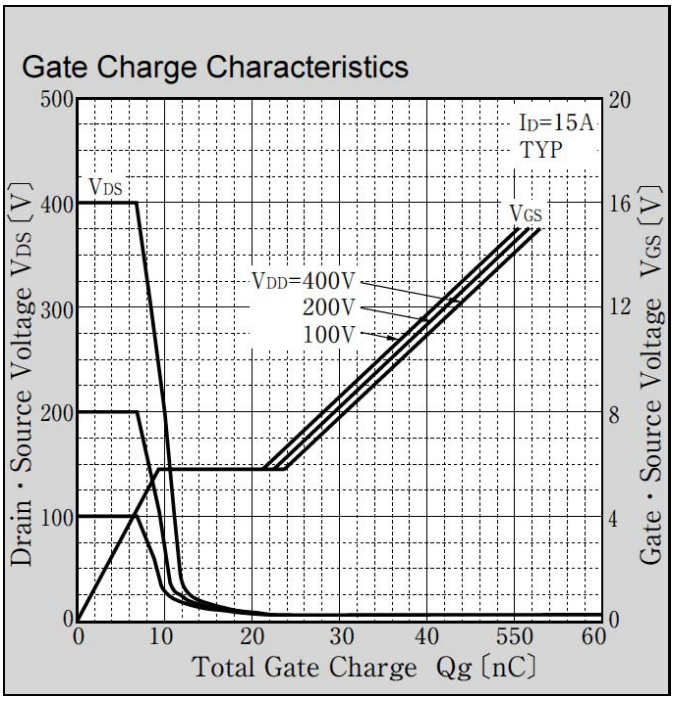

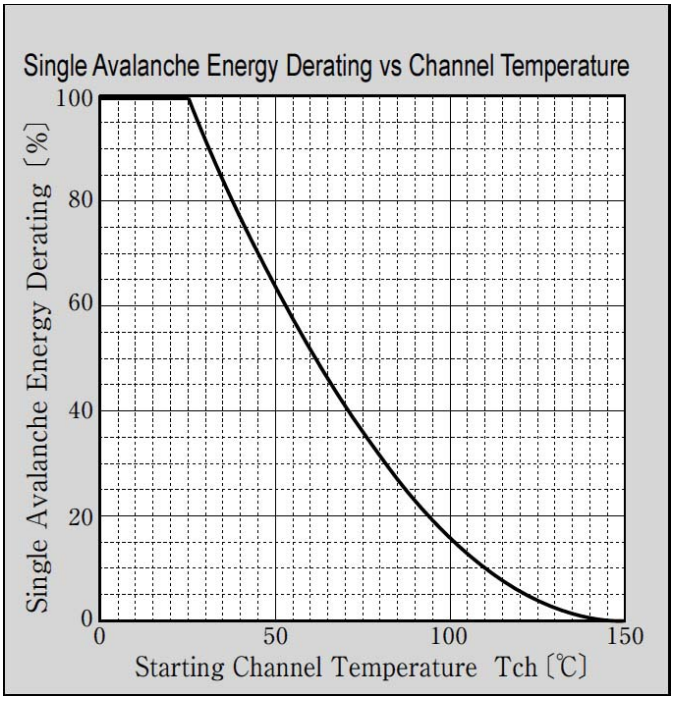

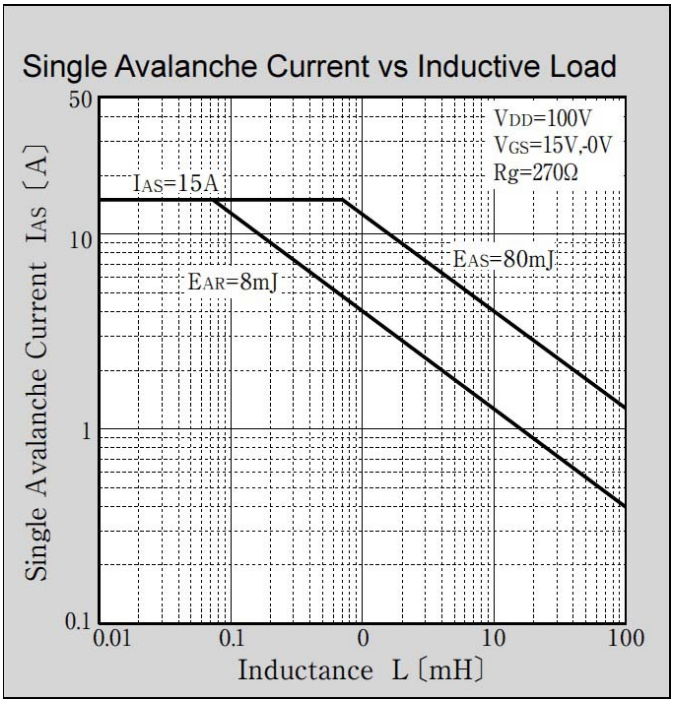

Downloaded from Arrow.com.

Outline Dimensions

unit:mm

J8

JEDEC Code	–
JEITA Code	SC-91
House Name	FTO-220AG(3pin)

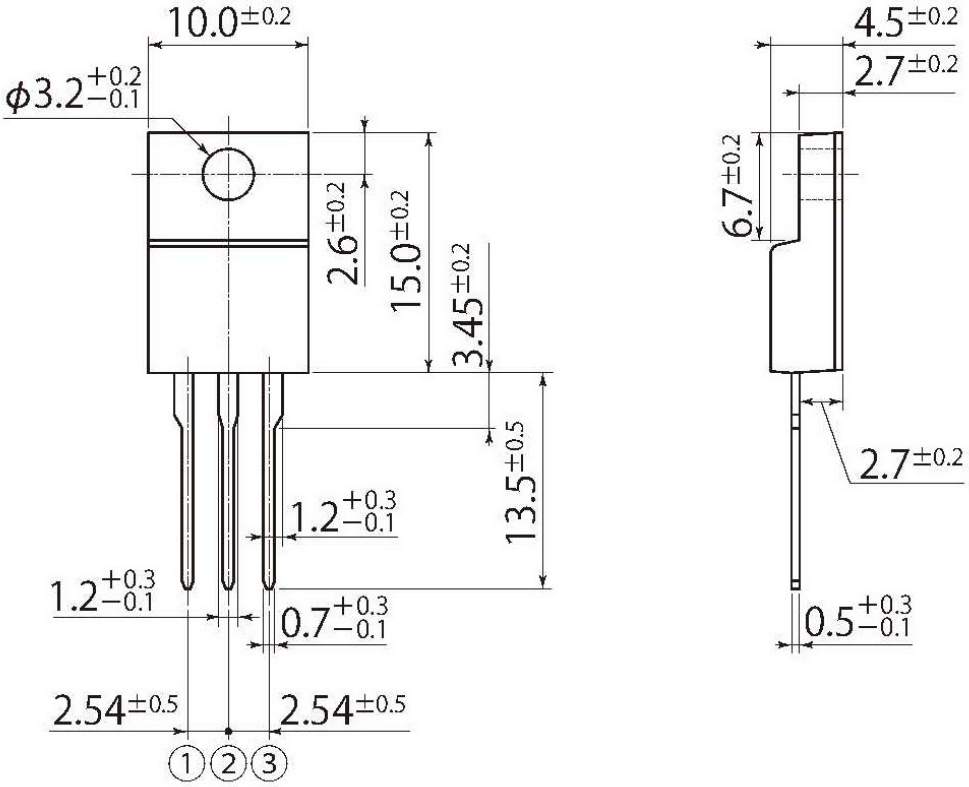

Downloaded from Arrow.com.

Notes

1. If you wish to use any such product, please be sure to refer to the specifications issued by Shindengen.

2. All products described or contained herein are designed with a quality level intended for use in standard applications requiring an ordinary level of reliability. If these products are to be used in equipment or devices for special or specific applications requiring an extremely high grade of quality or reliability in which failures or malfunctions of products may directly affect human life or health, a local Shindengen office must be contacted in advance to confirm that the intended use of the product is appropriate. Shindengen products are grouped into the following three applications according the quality grade.

   【Standard applications】
   Computers, office automation and other office equipment, communication terminals, test and measurement equipment, audio/visual equipment, amusement equipment, consumer electronics, machine tools, personal electronic equipment, industrial equipment, etc.
   【Special applications】
   Transportation equipment (vehicles, ships, etc.), trunk-line communication equipment, traffic signal control systems, anti-disaster/crime systems, safety equipment, medical equipment, etc.
   【Specific applications】
   Nuclear reactor control systems, aircraft, aerospace equipment, submarine repeaters, life support equipment and systems, etc.

3. Although Shindengen continuously endeavors to enhance the quality and reliability of its products, customers are advised to consider and take safety measures in their design, such as redundancy, fire containment and anti-failure, so that personal injury, fires, or societal damages can be prevented.

4. Please note that all information described or contained herein is subject to change without notice due to product upgrades and other reasons. When buying Shindengen products, please contact the Company’s offices or distributors to obtain the latest information.

5. Shindengen shall not bear any responsibility with regards to damages or infringement of any third-party patent rights and other intellectual property rights incurred due to the use of information on this website.

6. The information and materials on this website neither warrant the use of Shindengen's or any third party’s patent rights and other intellectual property rights, nor grant license to such rights.

7. In the event that any product described or contained herein falls under the category of strategic products controlled under the Foreign Exchange and Foreign Trade Control Law of Japan, exporting of such products shall require an export license from the Japanese government in accordance with the above law.

8. No reprinting or reproduction of the materials on this website, either in whole or in part, is permitted without proper authorization from Shindengen.

Downloaded from Arrow.com.