

5352068-1 ✓ ACTIVE



Z-PACK | Z-PACK 2mm HM

TE Internal #: 5352068-1

Hard Metric Backplane PCB Mount Receptacle,  $\leq 1$  Gb/s, 22

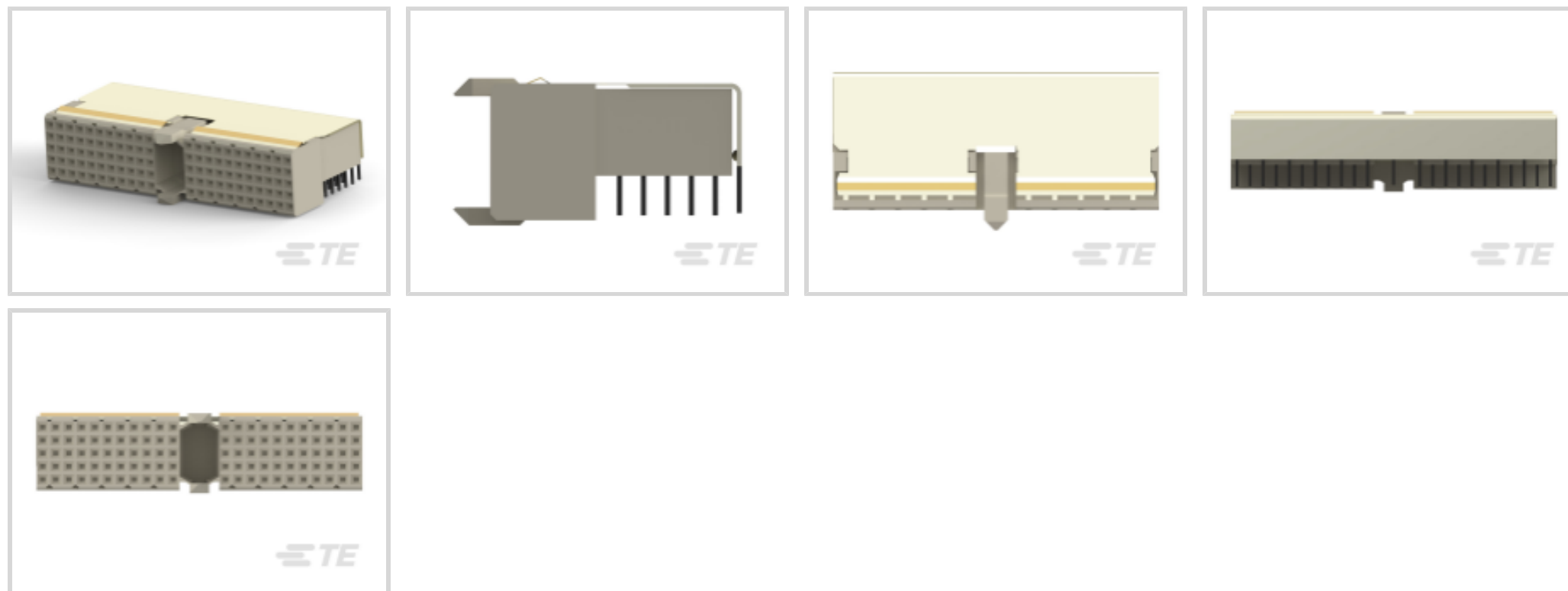
Column, 5 Row, Mezzanine, 110 Position, 3.7 mm [.145 in]

Centerline, Z-PACK 2mm HM

[View on TE.com >](#)

Connectors > PCB Connectors > Backplane Connectors > Hard Metric Backplane Connectors >

HM Receptacle Connector: Traditional Backplane, Coplanar, 2mm



PCB Connector Type: **PCB Mount Receptacle**

Data Rate:  $\leq 1$  Gb/s

Number of Columns: **22**

Number of Rows: **5**

Backplane Architecture: **Mezzanine**

[All HM Receptacle Connector: Traditional Backplane, Coplanar, 2mm \(48\)](#)

## Features

### Product Type Features

Connector & Contact Terminates To	Printed Circuit Board
Ground Feature Type	Ground Return Shielding
Backplane Interface Type	2mm HM
Connector System	Board-to-Board
PCB Connector Type	PCB Mount Receptacle
Sealable	No

### Configuration Features

Rows Loaded	A, B, C, D, E
Mating & Unmating Configuration	Make First / Break Last
Number of Signal Positions	110
Number of Columns	22
Number of Rows	5



Backplane Architecture	Mezzanine
Number of Positions	110
PCB Mount Orientation	Right Angle

### Signal Characteristics

Crosstalk Version	Standard
Data Rate	≤1 Gb/s

### Body Features

Primary Product Color	Gray
-----------------------	------

### Contact Features

Contact Underplating Material	Nickel
Contact Base Material	Phosphor Bronze
CompactPCI Designation	J1/J4
PCB Contact Termination Area Plating Material	Tin
Feedthrough Post Length	3.7 mm
Contact Type	Socket
Contact Mating Area Plating Material	Gold (Au)
Contact Mating Area Plating Material Thickness	1.27 μm[50 μin]
Contact Current Rating (Max)	1.5 A

### Termination Features

Termination Method to PCB	Through Hole - Press-Fit
---------------------------	--------------------------

### Mechanical Attachment

Connector Mounting Type	Board Mount
Mating Alignment Type	Multi-Purpose Center

### Housing Features

Housing Material	Polyester GF
Centerline (Pitch)	3.7 mm[.145 in]

### Dimensions

Backplane Module Length	50 mm
-------------------------	-------

### Usage Conditions

Operating Temperature Range	-55 – 125 °C[-67 – 257 °F]
-----------------------------	----------------------------

### Operation/Application



Shielded	Yes
Circuit Application	Power & Signal

### Industry Standards

UL Flammability Rating	UL 94V-0
------------------------	----------

### Packaging Features

Packaging Quantity	11
Packaging Method	Tube

### Product Compliance

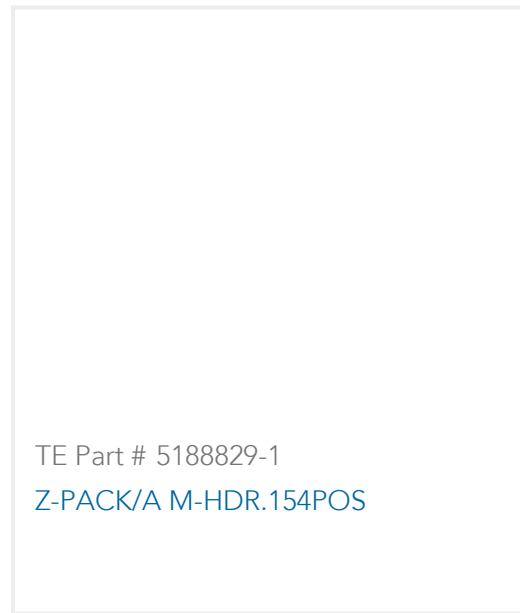
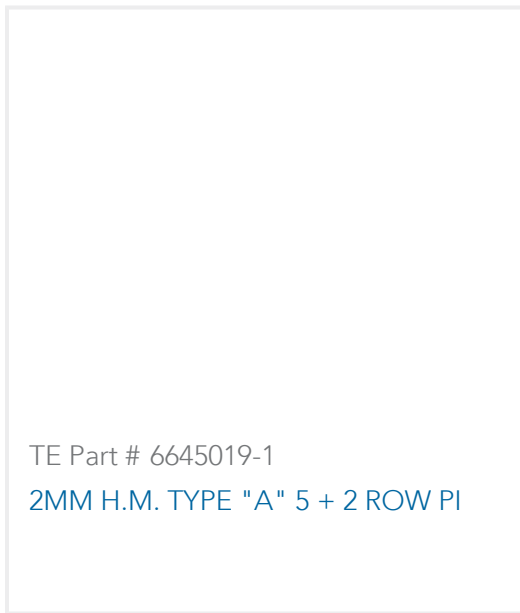
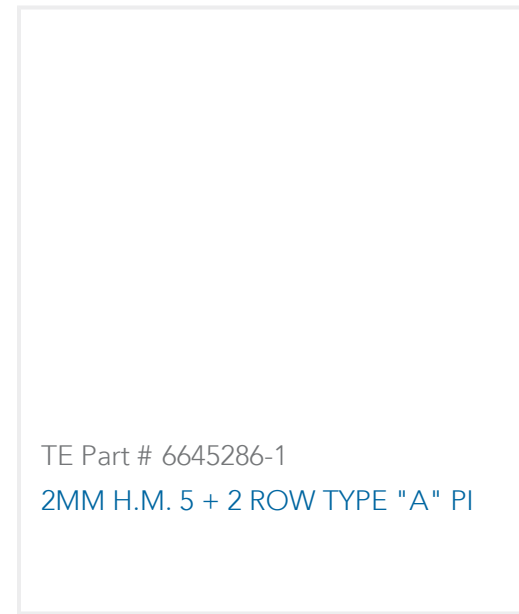
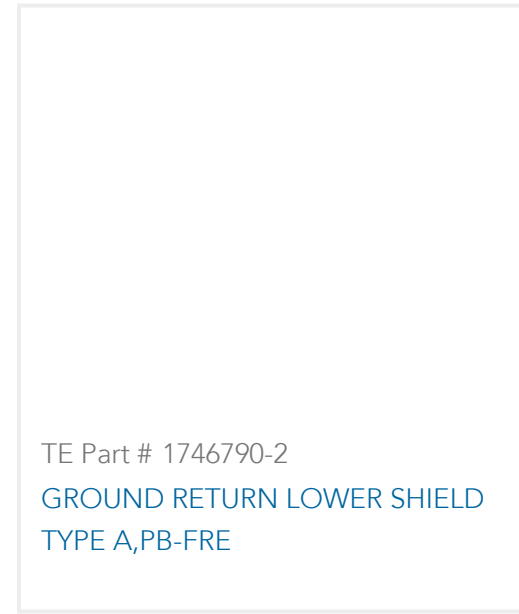
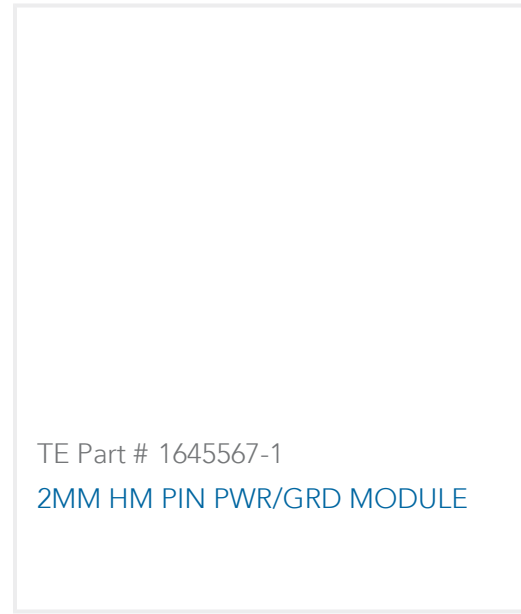
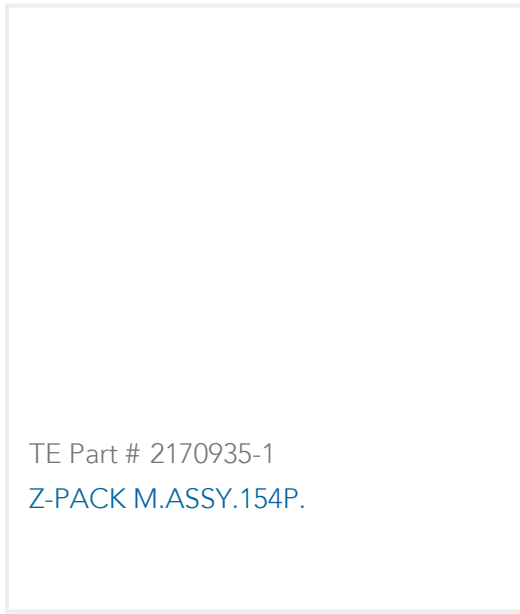
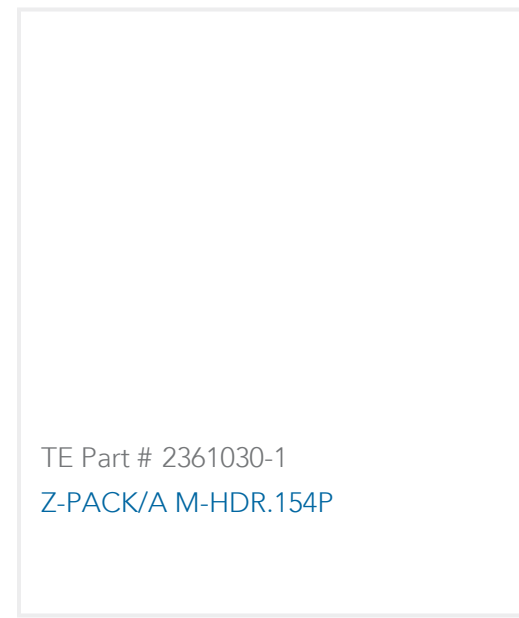

[For compliance documentation, visit the product page on TE.com>](#)

EU RoHS Directive 2011/65/EU	Compliant
EU ELV Directive 2000/53/EC	Compliant
China RoHS 2 Directive MIIT Order No 32, 2016	有害物质含量符合标准要求 No Restricted Substance(s) Above Threshold
EU REACH Regulation (EC) No. 1907/2006	Current ECHA Candidate List: JUNE 2025 (250) Candidate List Declared Against: JUNE 2025 (250) Does not contain REACH SVHC
Halogen Content	Not Low Halogen - contains Br or Cl > 900 ppm.
Solder Process Capability	Not applicable for solder process capability


#### Product Compliance Disclaimer

This information is provided based on reasonable inquiry of our suppliers and represents our current actual knowledge based on the information they provided. This information is subject to change. The part numbers that TE has identified as EU RoHS compliant have a maximum concentration of 0.1% by weight in homogenous materials for lead, hexavalent chromium, mercury, PBB, PBDE, DBP, BBP, DEHP, DIBP, and 0.01% for cadmium, or qualify for an exemption to these limits as defined in the Annexes of Directive 2011/65/EU (RoHS2). Finished electrical and electronic equipment products will be CE marked as required by Directive 2011/65/EU. Components may not be CE marked. Additionally, the part numbers that TE has identified as EU ELV compliant have a maximum concentration of 0.1% by weight in homogenous materials for lead, hexavalent chromium, and mercury, and 0.01% for cadmium, or qualify for an exemption to these limits as defined in the Annexes of Directive 2000/53/EC (ELV). Regarding the REACH Regulation, the information TE provides on SVHC in articles for this part number is based on the latest European Chemicals Agency (ECHA) 'Guidance on requirements for substances in articles' posted at this URL: <https://echa.europa.eu/guidance-documents/guidance-on-reach>

### Compatible Parts



Also in the Series | **Z-PACK 2mm HM**




Board-to-Board Headers & Receptacles(46)



Connector Contacts(1)



Connector Hardware(91)



Hard Metric Backplane Connectors (264)



Power Contacts(1)



Rectangular Power Connectors(46)

## Customers Also Bought




TE Part #4-1879125-2  
RN 0402 69R8 0.1% 10PPM 5K RL



TE Part #1888321-1  
Shielded Receptacle Assembly,



TE Part #1903977-1  
SLIM UPM 4POS. R/A HDR ASSEMBL



TE Part #4-2176531-0  
3504G 3A 15K 1% 1K RL



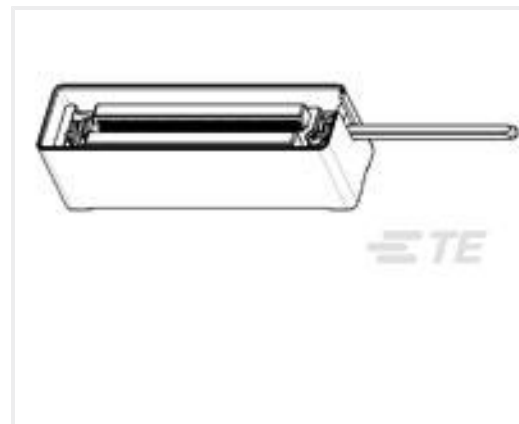
TE Part #2309412-3  
DDR4 SODIMM 260P 8.0H RVS



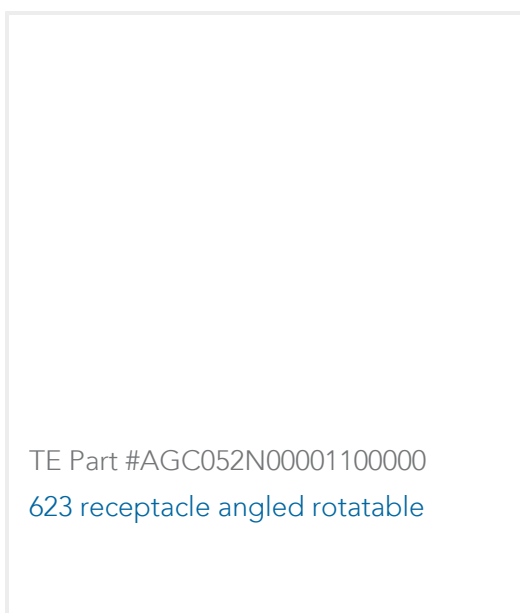
TE Part #2472335-1  
EZD++,3PAIRS,10COLS,VERTICAL, ASSEMBLY



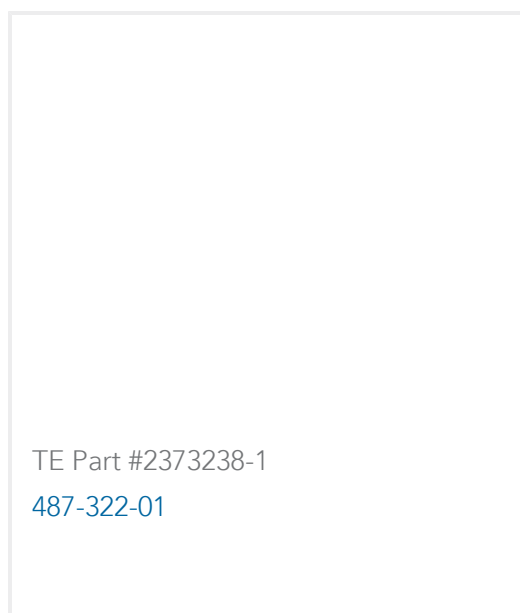
TE Part #5352069-1  
Z-PACK/B25 RAF 125P



TE Part #6565204-3  
TC-ZIF REC ASSY 260P



TE Part #AGC052N00001100000  
623 receptacle angled rotatable



TE Part #2373238-1  
487-322-01

## Documents

### Product Drawings

Z-PACK/A RAF 110P

English

### CAD Files

Customer View Model

ENG\_CVM\_CVM\_5352068-1\_A.2d\_dxf.zip

English

3D PDF



3D

Customer View Model

[ENG\\_CVM\\_CVM\\_5352068-1\\_A.3d\\_igs.zip](#)

English

Customer View Model

[ENG\\_CVM\\_CVM\\_5352068-1\\_A.3d\\_stp.zip](#)

English

By downloading the CAD file I accept and agree to the [Terms and Conditions](#) of use.

---

### Product Specifications

[Application Specification](#)

English

---

### Agency Approvals

[UL Report](#)

English