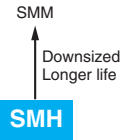




SMH Series

- Endurance with ripple current : 2,000 hours at 85°C
- Non solvent resistant type
- RoHS2 Compliant



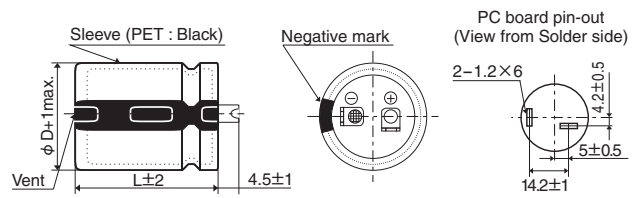
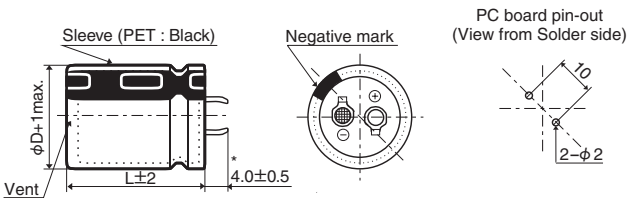
◆ SPECIFICATIONS

Items	Characteristics										
Category	-40 to +85°C										
Temperature Range	-40 to +85°C										
Rated Voltage Range	6.3 to 100V _{dc}										
Capacitance Tolerance	±20% (M) (at 20°C, 120Hz)										
Leakage Current	I=0.02CV or 3mA, whichever is smaller. Where, I : Max. leakage current (μA), C : Nominal capacitance (μF), V : Rated voltage (V) (at 20°C after 5 minutes)										
Dissipation Factor (tan δ)	Rated voltage (V _{dc})	6.3V	10V	16V	25V	35V	50V	63V	80V	100V	
	tan δ (Max.)	0.60	0.50	0.40	0.30	0.25	0.20	0.15	0.15	0.15	(at 20°C, 120Hz)
Low Temperature Characteristics (Max. Impedance Ratio)	Rated voltage (V _{dc})	6.3V	10V	16V	25V	35V	50V	63V	80V	100V	
	Z(-25°C)/Z(+20°C)	4	4	4	3	3	2	2	2	2	
	Z(-40°C)/Z(+20°C)	15	15	15	10	8	6	6	5	5	(at 120Hz)
Endurance	The following specifications shall be satisfied when the capacitors are restored to 20°C after subjected to DC voltage with the rated ripple current is applied (the peak voltage shall not exceed the rated voltage) for 2,000 hours at 85°C.										
	Capacitance change	≤ ±20% of the initial value									
	D.F. (tan δ)	≤ 200% of the initial specified value									
	Leakage current	≤ The initial specified value									
Shelf Life	The following specifications shall be satisfied when the capacitors are restored to 20°C after exposing them for 1,000 hours at 85°C without voltage applied. Before the measurement, the capacitor shall be preconditioned by applying voltage according to Item 4.1 of JIS C 5101-4.										
	Capacitance change	≤ ±20% of the initial value									
	D.F. (tan δ)	≤ 150% of the initial specified value									
	Leakage current	≤ The initial specified value									

◆ DIMENSIONS [mm]

● Terminal Code : VS (φ22 to φ35) : Standard

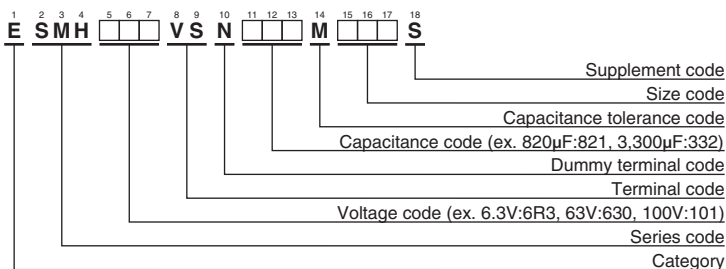
● Terminal Code : LI (φ35)



*φD=35mm : 3.5±0.5mm

The standard design has no plastic disc.

◆ PART NUMBERING SYSTEM



Please refer to "Product code guide (snap-in type)"



◆STANDARD RATINGS

WV (V _{dc})	Cap (μF)	Case size ϕD×L(mm)	tan δ	Rated ripple current (Arms/85°C, 120Hz)	Part No.	WV (V _{dc})	Cap (μF)	Case size ϕD×L(mm)	tan δ	Rated ripple current (Arms/85°C, 120Hz)	Part No.		
6.3	15,000	22 × 25	0.60	2.44	ESMH6R3VSN153MP25S	16	27,000	25.4 × 45	0.40	4.72	ESMH160VSN273MQ45S		
	18,000	22 × 30	0.60	2.67	ESMH6R3VSN183MP30S		27,000	30 × 35	0.40	4.82	ESMH160VSN273MR35S		
	18,000	25.4 × 25	0.60	2.70	ESMH6R3VSN183MQ25S		27,000	35 × 30	0.40	4.65	ESMH160VSN273MA30S		
	22,000	22 × 30	0.60	3.06	ESMH6R3VSN223MP30S		33,000	25.4 × 50	0.40	5.33	ESMH160VSN333MQ50S		
	22,000	25.4 × 25	0.60	3.07	ESMH6R3VSN223MQ25S		33,000	30 × 40	0.40	5.36	ESMH160VSN333MR40S		
	27,000	22 × 35	0.60	3.49	ESMH6R3VSN273MP35S		33,000	35 × 30	0.40	5.15	ESMH160VSN333MA30S		
	27,000	25.4 × 30	0.60	3.52	ESMH6R3VSN273MQ30S		39,000	30 × 45	0.40	6.01	ESMH160VSN393MR45S		
	27,000	30 × 25	0.60	3.57	ESMH6R3VSN273MR25S		39,000	35 × 35	0.40	5.95	ESMH160VSN393MA35S		
	33,000	22 × 40	0.60	3.97	ESMH6R3VSN333MP40S		47,000	30 × 50	0.40	6.79	ESMH160VSN473MR50S		
	33,000	25.4 × 35	0.60	4.02	ESMH6R3VSN333MQ35S		47,000	35 × 40	0.40	6.76	ESMH160VSN473MA40S		
	33,000	30 × 25	0.60	3.95	ESMH6R3VSN333MQ25S		56,000	35 × 45	0.40	7.62	ESMH160VSN563MA45S		
	39,000	22 × 50	0.60	4.55	ESMH6R3VSN393MP50S		68,000	35 × 50	0.40	8.63	ESMH160VSN683MA50S		
	39,000	25.4 × 40	0.60	4.50	ESMH6R3VSN393MQ40S		25	5,600	22 × 25	0.30	2.21	ESMH250VSN562MP25S	
	39,000	30 × 30	0.60	4.45	ESMH6R3VSN393MR30S			6,800	22 × 30	0.30	2.40	ESMH250VSN682MP30S	
	39,000	35 × 25	0.60	4.51	ESMH6R3VSN393MA25S			6,800	25.4 × 25	0.30	2.56	ESMH250VSN682MQ25S	
	47,000	25.4 × 45	0.60	5.09	ESMH6R3VSN473MQ45S			8,200	22 × 35	0.30	2.72	ESMH250VSN822MP35S	
	47,000	30 × 35	0.60	5.06	ESMH6R3VSN473MR35S			8,200	25.4 × 25	0.30	2.80	ESMH250VSN822MQ25S	
	47,000	35 × 30	0.60	5.01	ESMH6R3VSN473MA30S			10,000	22 × 40	0.30	3.09	ESMH250VSN103MP40S	
	56,000	25.4 × 50	0.60	5.71	ESMH6R3VSN563MQ50S			10,000	25.4 × 30	0.30	3.12	ESMH250VSN103MQ30S	
	56,000	30 × 40	0.60	5.70	ESMH6R3VSN563MR40S			10,000	30 × 25	0.30	3.21	ESMH250VSN103MR25S	
	56,000	35 × 30	0.60	5.77	ESMH6R3VSN563MA30S			12,000	22 × 45	0.30	3.48	ESMH250VSN123MP45S	
	68,000	30 × 45	0.60	6.48	ESMH6R3VSN683MR45S			12,000	25.4 × 35	0.30	3.43	ESMH250VSN123MQ35S	
	68,000	35 × 35	0.60	6.42	ESMH6R3VSN683MA35S			12,000	30 × 30	0.30	3.86	ESMH250VSN123MR30S	
	82,000	30 × 50	0.60	7.32	ESMH6R3VSN823MR50S			12,000	35 × 25	0.30	3.54	ESMH250VSN123MA25S	
	82,000	35 × 40	0.60	7.29	ESMH6R3VSN823MA40S			15,000	22 × 50	0.30	4.00	ESMH250VSN153MP50S	
	100,000	35 × 45	0.60	8.31	ESMH6R3VSN104MA45S			15,000	25.4 × 40	0.30	3.95	ESMH250VSN153MQ40S	
	10	12,000	22 × 25	0.50	2.39			ESMH100VSN123MP25S	15,000	30 × 30	0.30	4.00	ESMH250VSN153MR30S
		15,000	22 × 30	0.50	2.76			ESMH100VSN153MP30S	15,000	35 × 25	0.30	3.95	ESMH250VSN153MA25S
15,000		25.4 × 25	0.50	2.77	ESMH100VSN153MQ25S	18,000		25.4 × 45	0.30	4.45	ESMH250VSN183MQ45S		
18,000		22 × 35	0.50	3.12	ESMH100VSN183MP35S	18,000		30 × 35	0.30	4.46	ESMH250VSN183MR35S		
18,000		25.4 × 25	0.50	3.04	ESMH100VSN183MQ25S	18,000		35 × 30	0.30	4.63	ESMH250VSN183MA30S		
22,000		22 × 40	0.50	3.55	ESMH100VSN223MP40S	22,000		25.4 × 50	0.30	5.02	ESMH250VSN223MQ50S		
22,000		25.4 × 30	0.50	3.48	ESMH100VSN223MQ30S	22,000		30 × 45	0.30	5.21	ESMH250VSN223MR45S		
22,000		30 × 25	0.50	3.53	ESMH100VSN223MR25S	22,000		35 × 35	0.30	5.16	ESMH250VSN223MA35S		
27,000		22 × 45	0.50	4.04	ESMH100VSN273MP45S	27,000		30 × 50	0.30	5.94	ESMH250VSN273MR50S		
27,000		25.4 × 35	0.50	3.98	ESMH100VSN273MQ35S	27,000		35 × 40	0.30	5.92	ESMH250VSN273MA40S		
27,000		30 × 30	0.50	3.73	ESMH100VSN273MR30S	33,000		35 × 45	0.30	6.75	ESMH250VSN333MA45S		
27,000		35 × 25	0.50	3.73	ESMH100VSN273MA25S	39,000		35 × 50	0.30	7.56	ESMH250VSN393MA50S		
33,000		22 × 50	0.50	4.58	ESMH100VSN333MP50S	35		3,900	22 × 25	0.25	2.22	ESMH350VSN392MP25S	
33,000		25.4 × 40	0.50	4.54	ESMH100VSN333MQ40S			4,700	22 × 30	0.25	2.41	ESMH350VSN472MP30S	
33,000		30 × 30	0.50	4.13	ESMH100VSN333MR30S		4,700	25.4 × 25	0.25	2.42	ESMH350VSN472MQ25S		
33,000		35 × 25	0.50	4.13	ESMH100VSN333MA25S		5,600	22 × 35	0.25	2.75	ESMH350VSN562MP35S		
39,000		25.4 × 45	0.50	5.08	ESMH100VSN393MQ45S		5,600	25.4 × 25	0.25	2.64	ESMH350VSN562MQ25S		
39,000		30 × 35	0.50	5.05	ESMH100VSN393MR35S		6,800	22 × 40	0.25	2.80	ESMH350VSN682MP40S		
39,000		35 × 30	0.50	4.80	ESMH100VSN393MA30S		6,800	25.4 × 30	0.25	2.74	ESMH350VSN682MQ30S		
47,000		25.4 × 50	0.50	5.73	ESMH100VSN473MQ50S		6,800	30 × 25	0.25	2.97	ESMH350VSN682MR25S		
47,000		30 × 40	0.50	5.72	ESMH100VSN473MR40S		8,200	22 × 45	0.25	3.47	ESMH350VSN822MP45S		
47,000		35 × 30	0.50	5.27	ESMH100VSN473MA30S		8,200	25.4 × 35	0.25	3.10	ESMH350VSN822MQ35S		
56,000		30 × 45	0.50	6.44	ESMH100VSN563MR45S		8,200	30 × 30	0.25	3.13	ESMH350VSN822MR30S		
56,000		35 × 35	0.50	6.38	ESMH100VSN563MA35S		8,200	35 × 25	0.25	2.73	ESMH350VSN822MA25S		
68,000		30 × 50	0.50	7.27	ESMH100VSN683MR50S		10,000	22 × 50	0.25	3.57	ESMH350VSN103MP50S		
68,000		35 × 40	0.50	7.27	ESMH100VSN683MA40S		10,000	25.4 × 40	0.25	3.53	ESMH350VSN103MQ40S		
82,000		35 × 50	0.50	8.49	ESMH100VSN823MA50S		10,000	30 × 30	0.25	3.46	ESMH350VSN103MR30S		
16		8,200	22 × 25	0.40	2.51		ESMH160VSN822MP25S	10,000	35 × 25	0.25	3.02	ESMH350VSN103MA25S	
	10,000	22 × 25	0.40	2.77	ESMH160VSN103MP25S		12,000	25.4 × 45	0.25	3.98	ESMH350VSN123MQ45S		
	12,000	22 × 30	0.40	2.86	ESMH160VSN123MP30S		12,000	30 × 35	0.25	4.01	ESMH350VSN123MR35S		
	12,000	25.4 × 25	0.40	2.95	ESMH160VSN123MQ25S		12,000	35 × 30	0.25	4.42	ESMH350VSN123MA30S		
	15,000	22 × 35	0.40	3.29	ESMH160VSN153MP35S		15,000	25.4 × 50	0.25	4.54	ESMH350VSN153MQ50S		
	15,000	25.4 × 30	0.40	3.46	ESMH160VSN153MQ30S		15,000	30 × 40	0.25	4.52	ESMH350VSN153MR40S		
	15,000	30 × 25	0.40	3.66	ESMH160VSN153MR25S		15,000	35 × 35	0.25	5.01	ESMH350VSN153MA35S		
	18,000	22 × 40	0.40	3.72	ESMH160VSN183MP40S		18,000	30 × 45	0.25	4.71	ESMH350VSN183MR45S		
	18,000	25.4 × 35	0.40	3.98	ESMH160VSN183MQ35S		18,000	35 × 40	0.25	5.54	ESMH350VSN183MA40S		
	18,000	30 × 25	0.40	4.00	ESMH160VSN183MR25S		22,000	30 × 50	0.25	5.33	ESMH350VSN223MR50S		
	22,000	22 × 50	0.40	4.37	ESMH160VSN223MP50S		22,000	35 × 45	0.25	6.04	ESMH350VSN223MA45S		
	22,000	25.4 × 40	0.40	4.26	ESMH160VSN223MQ40S		27,000	35 × 50	0.25	6.89	ESMH350VSN273MA50S		
	22,000	30 × 30	0.40	4.21	ESMH160VSN223MR30S		50	2,200	22 × 25	0.20	1.91	ESMH500VSN222MP25S	
	22,000	35 × 25	0.40	4.15	ESMH160VSN223MA25S	3,300		22 × 30	0.20	2.37	ESMH500VSN332MP30S		

Product specifications in this catalog are subject to change without notice. Request our product specifications before purchase and/or use. Please use our products based on the information contained in this catalog and product specifications.



◆STANDARD RATINGS

WV (V _{dc})	Cap (μF)	Case size φD×L(mm)	tan δ	Rated ripple current (Arms/85°C, 120Hz)	Part No.	WV (V _{dc})	Cap (μF)	Case size φD×L(mm)	tan δ	Rated ripple current (Arms/85°C, 120Hz)	Part No.
50	3,300	25.4 × 25	0.20	2.38	ESMH500VSN332MQ25S	80	1,200	22 × 25	0.15	1.69	ESMH800VSN122MP25S
	3,900	22 × 35	0.20	2.65	ESMH500VSN392MP35S		1,500	22 × 25	0.15	1.88	ESMH800VSN152MP25S
	3,900	25.4 × 30	0.20	2.68	ESMH500VSN392MQ30S		1,800	22 × 30	0.15	2.14	ESMH800VSN182MP30S
	3,900	30 × 25	0.20	2.55	ESMH500VSN392MR25S		1,800	25.4 × 25	0.15	2.26	ESMH800VSN182MQ25S
	4,700	22 × 40	0.20	2.99	ESMH500VSN472MP40S		2,200	22 × 35	0.15	2.44	ESMH800VSN222MP35S
	4,700	25.4 × 35	0.20	3.03	ESMH500VSN472MQ35S		2,200	25.4 × 30	0.15	2.46	ESMH800VSN222MQ30S
	4,700	30 × 25	0.20	2.81	ESMH500VSN472MR25S		2,200	30 × 25	0.15	2.49	ESMH800VSN222MR25S
	5,600	22 × 45	0.20	3.36	ESMH500VSN562MP45S		2,700	22 × 40	0.15	2.78	ESMH800VSN272MP40S
	5,600	25.4 × 35	0.20	3.31	ESMH500VSN562MQ35S		2,700	25.4 × 35	0.15	2.81	ESMH800VSN272MQ35S
	5,600	30 × 30	0.20	3.37	ESMH500VSN562MR30S		2,700	30 × 25	0.15	2.75	ESMH800VSN272MR25S
	5,600	35 × 25	0.20	3.42	ESMH500VSN562MA25S		3,300	22 × 45	0.15	3.16	ESMH800VSN332MP45S
	6,800	22 × 50	0.20	3.81	ESMH500VSN682MP50S		3,300	25.4 × 40	0.15	3.21	ESMH800VSN332MQ40S
	6,800	25.4 × 40	0.20	3.81	ESMH500VSN682MQ40S		3,300	30 × 30	0.15	3.17	ESMH800VSN332MR30S
	6,800	30 × 35	0.20	3.85	ESMH500VSN682MR35S		3,300	35 × 25	0.15	3.21	ESMH800VSN332MA25S
	6,800	35 × 30	0.20	3.85	ESMH500VSN682MA30S		3,900	22 × 50	0.15	3.52	ESMH800VSN392MP50S
	8,200	25.4 × 50	0.20	4.37	ESMH500VSN822MQ50S		3,900	25.4 × 45	0.15	3.59	ESMH800VSN392MQ45S
	8,200	30 × 40	0.20	4.36	ESMH500VSN822MR40S		3,900	30 × 35	0.15	3.57	ESMH800VSN392MP35S
	8,200	35 × 30	0.20	4.41	ESMH500VSN822MA30S		3,900	35 × 25	0.15	3.50	ESMH800VSN392MA25S
10,000	30 × 45	0.20	4.97	ESMH500VSN103MR45S	4,700	25.4 × 50	0.15	4.05	ESMH800VSN472MQ50S		
10,000	35 × 35	0.20	4.92	ESMH500VSN103MA35S	4,700	30 × 40	0.15	4.05	ESMH800VSN472MR40S		
12,000	30 × 50	0.20	5.60	ESMH500VSN123MR50S	4,700	35 × 30	0.15	4.09	ESMH800VSN472MA30S		
12,000	35 × 40	0.20	5.58	ESMH500VSN123MA40S	5,600	30 × 45	0.15	4.55	ESMH800VSN562MR45S		
15,000	35 × 45	0.20	6.44	ESMH500VSN153MA45S	5,600	35 × 35	0.15	4.51	ESMH800VSN562MA35S		
18,000	35 × 50	0.20	6.71	ESMH500VSN183MA50S	6,800	30 × 50	0.15	5.16	ESMH800VSN682MR50S		
63	1,800	22 × 25	0.15	1.82	ESMH630VSN182MP25S	6,800	35 × 40	0.15	5.14	ESMH800VSN682MA40S	
	2,200	22 × 30	0.15	2.31	ESMH630VSN222MP30S	8,200	35 × 45	0.15	5.83	ESMH800VSN822MA45S	
	2,200	25.4 × 25	0.15	2.30	ESMH630VSN222MQ25S	10,000	35 × 50	0.15	6.63	ESMH800VSN103MA50S	
	2,700	22 × 35	0.15	2.40	ESMH630VSN272MP35S	820	22 × 25	0.15	1.86	ESMH101VSN821MP25S	
	2,700	25.4 × 25	0.15	2.40	ESMH630VSN272MQ25S	1,200	22 × 30	0.15	2.09	ESMH101VSN122MP30S	
	3,300	22 × 35	0.15	2.62	ESMH630VSN332MP35S	1,200	25.4 × 25	0.15	2.10	ESMH101VSN122MQ25S	
	3,300	25.4 × 30	0.15	2.64	ESMH630VSN332MQ30S	1,500	22 × 35	0.15	2.41	ESMH101VSN152MP35S	
	3,300	30 × 25	0.15	2.78	ESMH630VSN332MR25S	1,500	25.4 × 30	0.15	2.43	ESMH101VSN152MQ30S	
	3,900	22 × 40	0.15	2.93	ESMH630VSN392MP40S	1,500	30 × 25	0.15	2.46	ESMH101VSN152MR25S	
	3,900	25.4 × 35	0.15	2.97	ESMH630VSN392MQ35S	1,800	22 × 40	0.15	2.71	ESMH101VSN182MP40S	
	3,900	30 × 30	0.15	3.00	ESMH630VSN392MR30S	1,800	25.4 × 35	0.15	2.75	ESMH101VSN182MQ35S	
	3,900	35 × 25	0.15	3.00	ESMH630VSN392MA25S	1,800	30 × 25	0.15	2.72	ESMH101VSN182MR25S	
	4,700	22 × 50	0.15	3.39	ESMH630VSN472MP50S	2,200	22 × 45	0.15	3.08	ESMH101VSN222MP45S	
	4,700	25.4 × 40	0.15	3.36	ESMH630VSN472MQ40S	2,200	25.4 × 40	0.15	3.13	ESMH101VSN222MQ40S	
	4,700	30 × 30	0.15	3.32	ESMH630VSN472MR30S	2,200	30 × 30	0.15	3.09	ESMH101VSN222MR30S	
	4,700	35 × 25	0.15	3.36	ESMH630VSN472MA25S	2,200	35 × 25	0.15	3.14	ESMH101VSN222MA25S	
	5,600	25.4 × 45	0.15	3.77	ESMH630VSN562MQ45S	2,700	22 × 50	0.15	3.53	ESMH101VSN272MP50S	
	5,600	30 × 35	0.15	3.75	ESMH630VSN562MR35S	2,700	25.4 × 45	0.15	3.57	ESMH101VSN272MQ45S	
	5,600	35 × 30	0.15	3.76	ESMH630VSN562MA30S	2,700	30 × 35	0.15	3.55	ESMH101VSN272MR35S	
	6,800	25.4 × 50	0.15	4.27	ESMH630VSN682MQ50S	2,700	35 × 30	0.15	3.71	ESMH101VSN272MA30S	
	6,800	30 × 40	0.15	4.27	ESMH630VSN682MR40S	3,300	25.4 × 50	0.15	4.06	ESMH101VSN332MQ50S	
	6,800	35 × 30	0.15	4.15	ESMH630VSN682MA30S	3,300	30 × 40	0.15	4.05	ESMH101VSN332MR40S	
	8,200	30 × 45	0.15	4.83	ESMH630VSN822MR45S	3,300	35 × 30	0.15	4.05	ESMH101VSN332MA30S	
	8,200	35 × 35	0.15	4.79	ESMH630VSN822MA35S	3,900	30 × 45	0.15	4.54	ESMH101VSN392MR45S	
10,000	30 × 50	0.15	5.49	ESMH630VSN103MR50S	3,900	35 × 35	0.15	4.49	ESMH101VSN392MA35S		
10,000	35 × 40	0.15	5.47	ESMH630VSN103MA40S	4,700	30 × 50	0.15	5.13	ESMH101VSN472MR50S		
12,000	35 × 45	0.15	6.19	ESMH630VSN123MA45S	4,700	35 × 40	0.15	5.11	ESMH101VSN472MA40S		
					5,600	35 × 45	0.15	5.75	ESMH101VSN562MA45S		
					6,800	35 × 50	0.15	6.50	ESMH101VSN682MA50S		

*For the rated voltage ≥ 160V_{dc}, please use SMQ series

◆RATED RIPPLE CURRENT MULTIPLIERS

● Frequency Multipliers

Frequency(Hz)	50	120	300	1k	10k	50k
6.3 to 50V _{dc}	0.95	1.00	1.03	1.05	1.08	1.08
63 to 100V _{dc}	0.92	1.00	1.07	1.13	1.19	1.20

The deterioration of aluminum electrolytic capacitors accelerates their life due to the internal heating produced by ripple current. For details, refer to Section "5-3 Ripple Current Effect on Lifetime" in the catalog, Technical Note.



- Always read "Notes on Use" before using the product in order to enable you to use the product correctly and prevent any faults and accidents from occurring.
- Request the Product Specification on the product of NIPPON CHEMI-CON CORPORATION to refer to it as well as this brochure prior to the order of the products. Some specific notes on use of the ordered product may be described in the specifications.
- The products listed in this catalog are designed and manufactured for general electronics equipment use and are not intended for use in applications that can adversely affect human life; where the malfunction of equipment may cause damage to life or property. In addition, our products are not intended to be used in specific applications that may cause a major social impact. Please consult with us in advance of usage of our products in the following listed applications. ① Aerospace equipment ② Power generation equipment such as thermal power, nuclear power etc. ③ Medical equipment ④ Transport equipment (automobiles, trains, ships, etc.) ⑤ Transportation control equipment ⑥ Disaster prevention / crime prevention equipment ⑦ Highly publicized information processing equipment ⑧ Submarine equipment ⑨ Other applications that are not considered general-purpose applications.
- The circuits described as examples in this catalog and the "delivery specifications" are featured in order to show the operations and usage of our products, however, this fact does not guarantee that the circuits are available to function in your equipment systems. We are not in any case responsible for any failures or damage caused by the use of information contained herein. You should examine our products, of which the characteristics are described in the "delivery specifications" and other documents, and determine whether or not our products suit your requirements according to the specifications of your equipment systems. Therefore, you bear final responsibility regarding the use of our products.
Please make sure that you take appropriate safety measures such as use of redundant design and malfunction prevention measures in order to prevent fatal accidents and/or fires in the event any of our products malfunction.
- We strongly recommend our customers to purchase Nippon Chemi-Con products only through our official sales channels. We assume no responsibility for any defects or damages caused by using products purchased from outside our official sales channel or of counterfeit goods. In addition, we will ask the customer to pay the investigation cost for products purchased outside our official sales channel.
- We reserve the right to discontinue production and delivery of products. We do not guarantee that all the products included in this catalog will be available in the future.
The aforementioned does not apply in the case of individual agreements deviating from the foregoing for customer-specific products
- We continually strive to improve the quality and reliability of our products, but in any case that our product does not meet our published specifications, please stop using it promptly and contact us immediately. As for compensation for non-conforming goods delivered by Chemi-Con, we will limit it only to goods found in non-compliance of our published specifications. This may be accomplished by a no cost replacement of non-conforming individual products, a credit of the piece price paid per each individual non-conforming product, or in other ways deemed necessary.
In addition, we have an established system with enhanced traceability, therefore we will limit the applicable lot items for any potential compensation.

[Part Numbering System](#)

[Part Numbering System \(Appendix\)](#)

[Standardization](#)

[Available Items by Manufacturing Locations](#)

[Environmental Measures](#)

[Technical Note](#)

[Precautions and Guidelines](#)

[Recommended Soldering Conditions](#)

[Taping, Lead-preforming and Packaging](#)

[Available Terminals for Snap-in and Screw Mount Type](#)