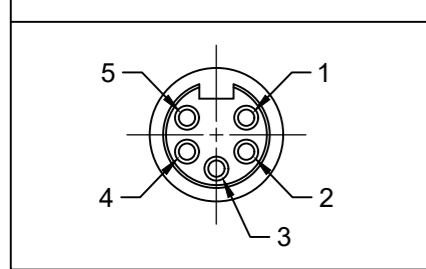
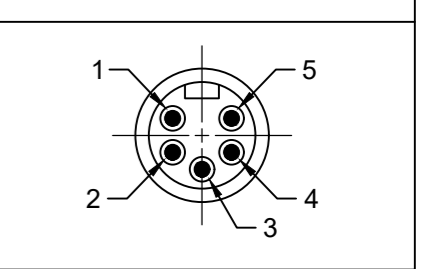


FRONT VIEW - FEMALE INSERT



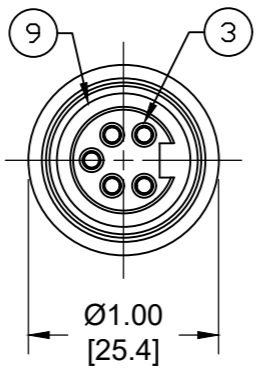
PART NO	ENGINEERING NO.	FINISHED LENGTH
1300101828	115030K13M005	0.5M [ 1FT 8 IN ]
1300101834	115030K13M500	50M [164FT]

FRONT VIEW - MALE INSERT

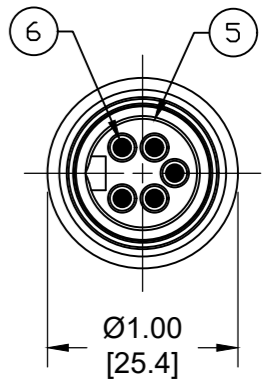
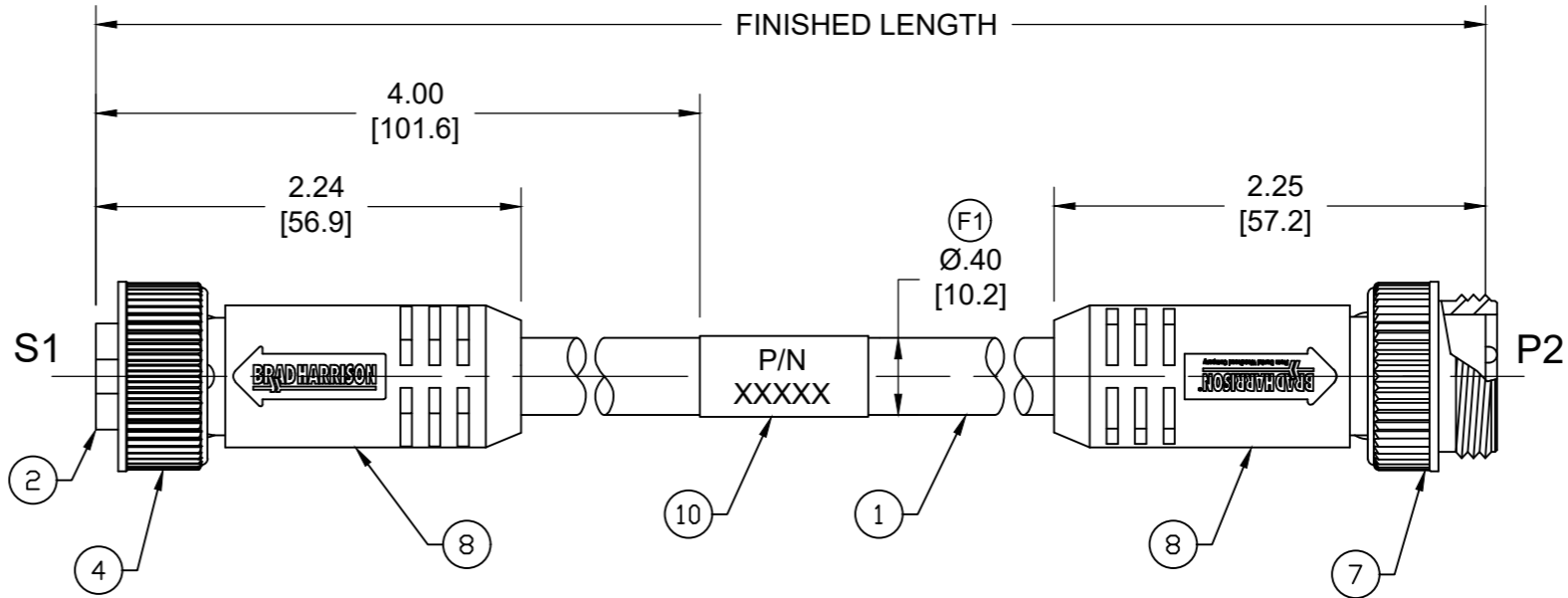


NOTES:

- MATERIAL: SEE TABLE
- FINISH: SEE TABLE
- ELECTRICAL:  
VOLTAGE: 400V PER IEC60664  
600V PER UL2238  
CURRENT: 8A
- TEMP RATING: -20°TO +90°C
- PROTECTION: IP67 (WHEN MATED)
- COUPLING THREAD: 7/8-16 UN
- UL LISTED FILE: E152210
- ALL DIMENSIONS ARE FOR REFERENCE UNLESS TOLERANCED OR NOTED OTHERWISE



FEMALE FACE VIEW



MALE FACE VIEW

MECHANICAL CHARACTERISTICS:

TORSIONAL FLEX TEST	20 MILLION CYCLES PER MIL-C-13777G
BEND FLEX TEST	20 MILLION CYCLES PER MIL-C-13777G
WELD SLAG RESISTANCE	WOODHEAD STANDARD S-300

ITEM	DESCRIPTION	MATERIAL	FINISH
10	WRAP LABEL	VINYL	BLACK/YELLOW
9	FRICTION RING	NYLON	WHITE
8	OVERMOLD	TPE	YELLOW
7	COUPLING NUT, MALE	ZINC DIE-CAST	BLACK E-COAT
6	CONTACT PIN	COPPER ALLOY	GOLD OVER NICKEL
5	MALE INSERT	TPE	YELLOW
4	COUPLING NUT, FEMALE	ZINC DIE-CAST	BLACK E-COAT
3	CONTACT SOCKET	COPPER ALLOY	GOLD OVER NICKEL
2	FEMALE INSERT	TPE	YELLOW
1	CABLE, 16/5 AWG	TPE	YELLOW

S1		P2
1	WHITE	1
2	RED	2
3	GREEN/YELLOW	3
4	ORANGE	4
5	BLACK	5

PART NUMBER LEGEND

115030K13M005

FINISHED LENGTH  
F010= 1 FEET  
M005= 0.5 METER  
M010= 1 METER  
M100= 10 METER  
T100= 100 METER

CABLE LENGTH TOLERANCES

<.3M [1FT]: +19mm-0 [ +.75in-0]  
.3 - .9M [1 - 3FT]: +44.5mm-0 [+1.75in-0]  
.9 - 1.8M [3 - 6FT]: +55.6mm-0 [+2.19in-0]  
1.8 - 3.7M [6 - 12FT]: +88.9mm-0 [+3.50in-0]  
3.7 - 7.3M [12 - 24FT]: +165.1mm-0 [+6.50in-0]  
7.3-14.6M [24 - 48FT]: +317.5mm-0 [+12.50in-0]  
14.6 - 30.5M [48-100FT]: +622.3mm-0 [+24.50in-0]  
OVER 30M [100FT] +2% OF FINISHED LENGTH

THIS DRAWING CONTAINS INFORMATION THAT IS PROPRIETARY TO MOLEX ELECTRONIC TECHNOLOGIES, LLC AND SHOULD NOT BE USED WITHOUT WRITTEN PERMISSION									
DIMENSION UNITS INCH/MM		SCALE NTS		CURRENT REV DESC: REMOVED OBSOLETE PART NUMBERS AS PER PCN#517292					
GENERAL TOLERANCES (UNLESS SPECIFIED)				EC NO: 838027		MOLEX			
4 PLACES ±----		±----		DRWN: RAGHAH3		2025/09/17		MINI-CHANGE CORDSET, A-SIZE	
3 PLACES ±----		±----		CHK'D: GGA		2025/10/30		5 POLE, MALE - FEMALE, STRAIGHT,	
2 PLACES ±----		±----		APPR: GGA		2025/10/30		SINGLE KEY, #16/5 AWG HI-FLEX	
1 PLACE ±----		±----		INITIAL REVISION:		PRODUCT CUSTOMER DRAWING			
0 PLACES ±----		±----		DRWN: VOU		2012/02/27		DOCUMENT NUMBER	
ANGULAR TOL ± ---- °		THIRD ANGLE PROJECTION		APPR: JFMURPHY		2013/04/05		SD-130010-017	
DRAFT WHERE APPLICABLE MUST REMAIN WITHIN DIMENSIONS		DRAWING		SERIES		MATERIAL NUMBER		CUSTOMER	
		B-SIZE		130010		SEE CHART		GENERAL MARKET	
								PSD 001 F2	
								SHEET NUMBER	
								1 OF 1	