

KYOCERA SAW Filter
- 915MHz ISM Band -
Type Name : SF14-0915M5UUP1

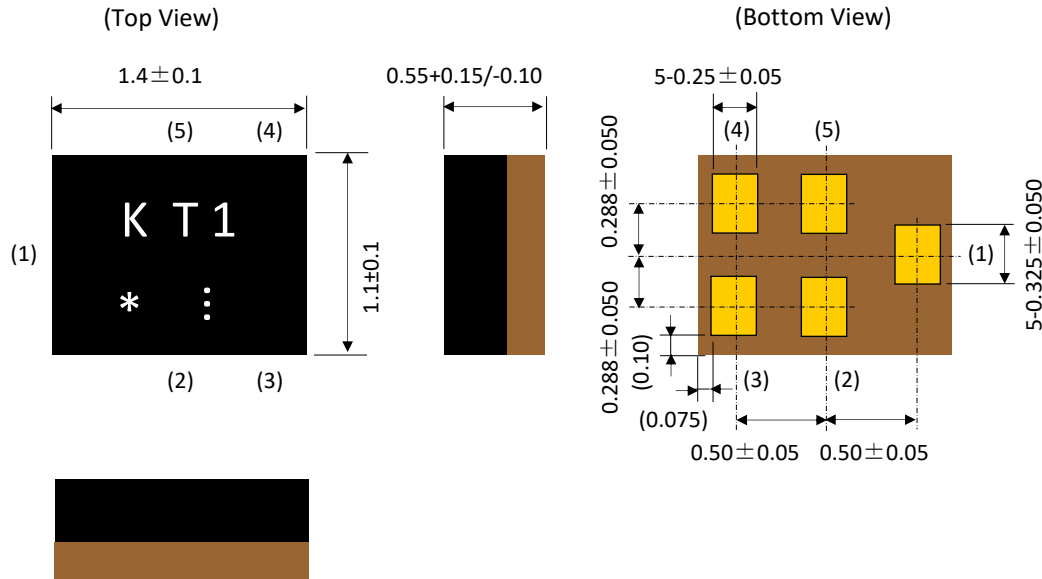
Jul., 16, 2025

KYOCERA Corporation

Corporate Electronic Components Group

Electronic Devices Division

■ Dimensions

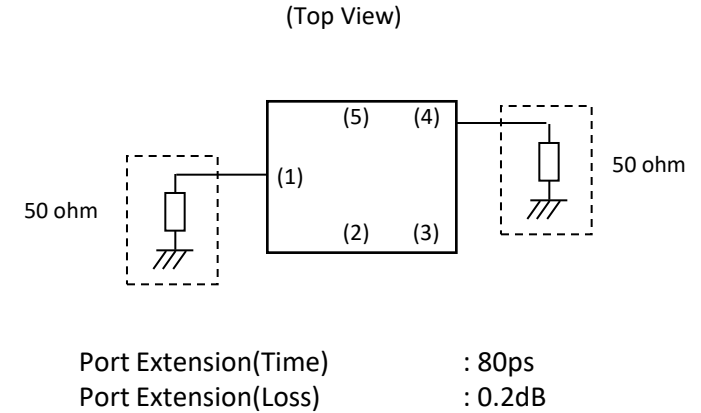


Unit : mm
 K T 1 : Type No.
 * : Monthly Code

Pin Allocation

Pin No.	Function
(1)	Input
(2)	GND
(3)	GND
(4)	Output
(5)	GND

■ Test Circuit

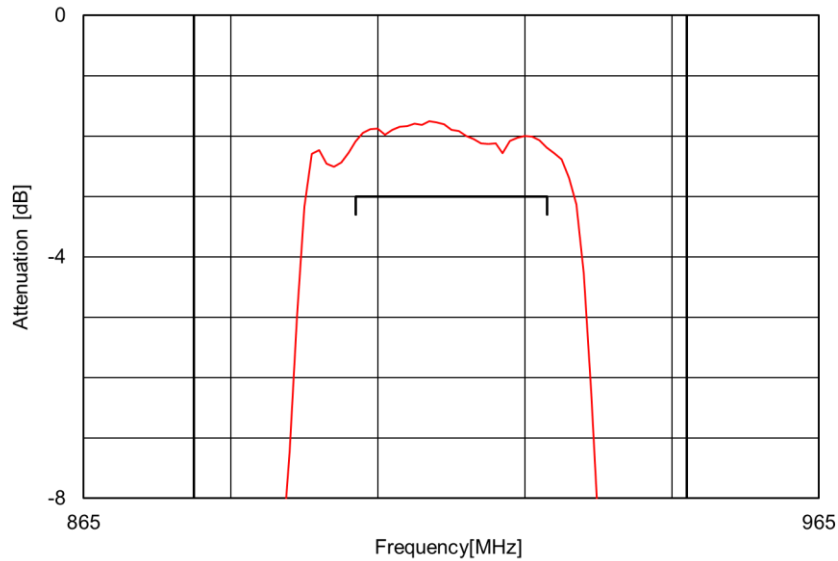
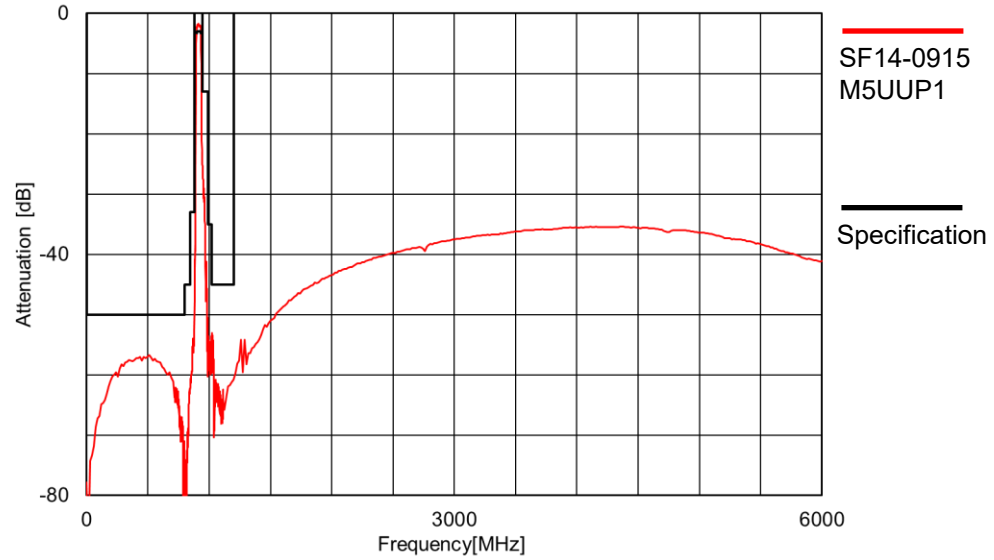
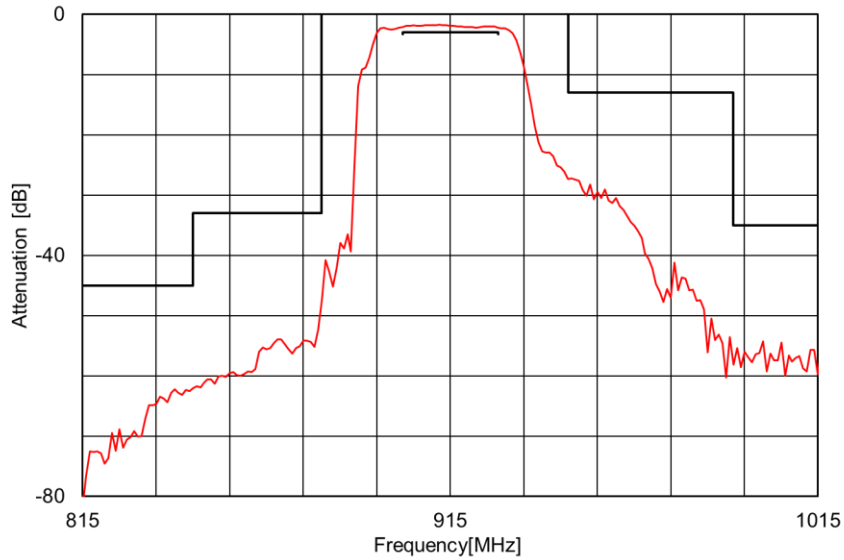


Items		Rating	Unit	Note
Operating Temperature Range		-40 to +85	deg.C	
Storage Temperature Range		-40 to +85	deg.C	
Max Input Power		+13	dBm	
ESD Level	Machine Model	50	Volt	Complied to JESD22-A115
Nominal Input Impedance		50	ohm	Unbalance
Nominal Output Impedance		50	ohm	Unbalance

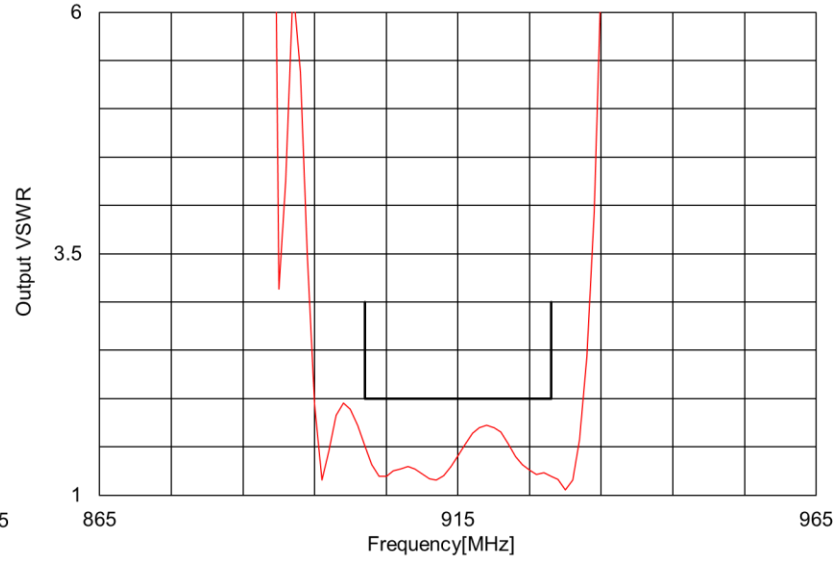
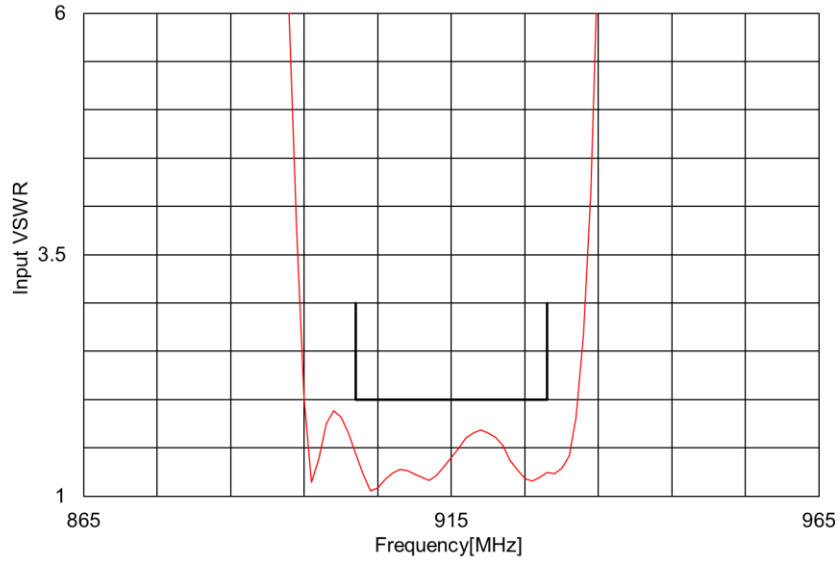
Characteristic table

Items	Frequency Range [MHz]	Specification			Unit	Note
		min.	typ.	max.		
Nominal Center Frequency	-	915			MHz	
Insertion Loss	902 to 928	-	1.8	3.0	dB	
Ripple (peak to peak)	902 to 928	-	0.5	1.8	dB	
Input VSWR	902 to 928	-	1.7	2.0	-	-30 to +85deg.C
				2.5	-	
Output VSWR	902 to 928	-	1.7	2.0	-	-30 to +85deg.C
				2.5	-	
Absolute Attenuation	0.3 to 800	50	56	-	dB	
	800 to 845	45	62	-	dB	
	845 to 880	33	47	-	dB	
	947 to 992	13	27	-	dB	
	992 to 1020	35	53	-	dB	
	1020 to 1080	45	53	-	dB	

Typical Curve Data



Typical Curve Data



SF14-0915
M5UUP1

Specification
(-30 to +85
degC)

1. Characteristics described in this datasheet are for references specifications shall be based on written documents agreed by each party.
2. Contents in this datasheet are subject to change without notice. It is recommended to confirm the latest information at the time of usage. Also, this datasheet is revised once a year. We may not be able to accept requests based on old datasheets.
3. Products in this datasheet are intended to be used in general electronic equipment such as office equipment, audio and visual equipment, communication equipment, measurement instrument and home appliances. It is absolutely recommended to consult with our sales representatives in advance upon planning to use our products in applications which require extremely high quality and reliability such as aircraft and aerospace equipment, traffic systems, safety systems, power plant and medical equipment including life maintenance systems.
4. Even though we strive for improvements of quality and reliability of products, it is requested to design with enough safety margin in equipment or systems in order not to threaten human lives directly or damage human bodies or properties by an accidental result of products.
5. It is requested to design based on guaranteed specifications for such as maximum ratings, operating voltage and operating temperature. It is not the scope of our guarantee for unsatisfactory results due to misuse or inadequate usage of products in the datasheet.
6. Operation summaries and circuit examples in this datasheet are intended to explain typical operation and usage of the product. It is recommended to perform circuit and assembly design considering surrounding conditions upon using products in this datasheet.
7. Technical information described in this datasheet is meant to explain typical operations and applications of products, and it is not intended to guarantee or license intellectual properties or other industrial rights of the third party or Kyocera.
8. Trademarks, logos and brand names used in this datasheet are owned by Kyocera or the corresponding third party.
9. Certain products in this datasheet are subject to the Foreign Exchange and Foreign Trade Control Act of Japan, and require the license from Japanese Government upon exporting the restricted products and technical information under the law. Besides, it is requested not to use products and technical information in the datasheet for the development and/or manufacture of weapons of mass destruction or other conventional weapons, nor to provide them to any third party with the possibility of having such purposes.
10. It is prohibited to reprint and reproduce a part or whole of this datasheet without permission.