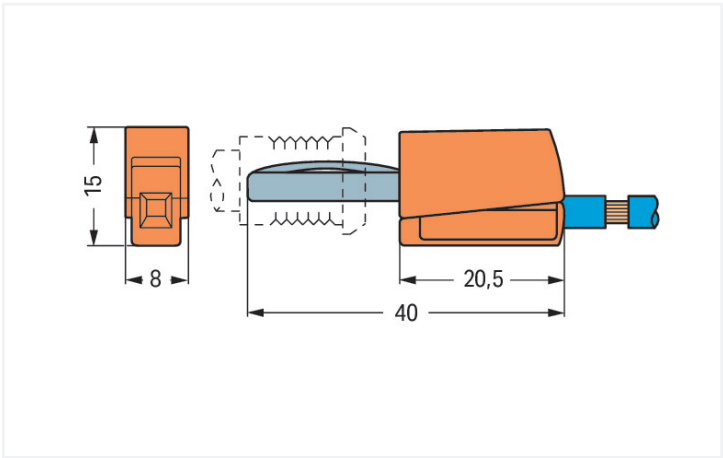


Color: ■ black



Dimensions in mm

Technical data	
Total number of potentials	1

Electrical data	
Rated current	20 A
Test voltage	42 V

Connection data	
Connection technology	CAGE CLAMP®
Strip length	9 ... 11 mm / 0.35 ... 0.43 inches
Clamping units	1
Solid conductor	0.08 ... 2.5 mm² / 28 ... 14 AWG
Fine-stranded conductor	0.08 ... 2.5 mm² / 28 ... 14 AWG



Physical data		
Width	8 mm / 0.315 inches	
Height	15 mm / 0.591 inches	
Depth	40 mm / 1.575 inches	

Material data		
Color	black	
Fire load	0.041 MJ	
Weight	3.9 g	


Commercial data		
Product Group	2 (Terminal Block Accessories)	
PU (SPU)	50 pcs	
Packaging type	Box	
Country of origin	DE	
GTIN	4045454293499	
Customs tariff number	85366990990	

Product classification		
UNSPSC	39121421	
eCl@ss 10.0	27-44-03-13	
eCl@ss 9.0	27-44-03-13	
ETIM 9.0	EC002255	
ETIM 8.0	EC002255	
ECCN	NO US CLASSIFICATION	



Environmental Product Compliance		
RoHS Compliance Status	Compliant,No Exemption	

Downloads




Environmental Product Compliance

Compliance Search			
Environmental Product Compliance 215-311			



Documentation

Bid Text			
215-311	19.02.2019	xml 3.02 KB	
215-311	19.09.2017	doc 24.50 KB	

CAD/CAE-Data

CAD data	CAE data
2D/3D Models 215-311	EPLAN Data Portal 215-311
	
	WSCAD Universe 215-311
	


Installation Notes



Conductor termination: Press button fully, insert stripped conductor into square entry and release.

Strip conductor to 9 ... 11 mm (0.35 ... 0.43 inch).

Testing



Testing via banana plug.
Picture shows a test plug adapter (Item No. 209-170).