



Terminals & Splices > Splices



Wire Size: 2 – .8 mm²
Sealable: No
Splice Capacity: 1
Compatible Insulation Diameter Range: 2.7 mm [.05 – .105 in]

Features

Product Type Features

Sealable	No
Compatible With Discrete Wire Type	Stranded

Configuration Features

Splice Capacity	1
Compatible With Wire & Cable Type	Discrete Wire

Body Features

Product Weight	1 g
Insulation Material	Heat Shrink Radiation-Crosslinked Modified Polyolefin
Insulation Type	Pre-Insulated
Primary Product Color	Red

Contact Features

Barrel Type	Closed
-------------	--------

Termination Features

Termination Method to Wire & Cable	Solder
------------------------------------	--------

Mechanical Attachment

Wire Insulation Support	Without
-------------------------	---------

Dimensions

--	--



Wire Size	1250 – 3500 CMA
Compatible Insulation Diameter Range	2.7 mm[.05 – .105 in]
Product Length	42 mm[1.655 in]

Usage Conditions

Fluid Resistance	Splash Protection
Insulation Option	Fully Insulated
Operating Temperature Range	-55 – 125 °C[-67 – 257 °F]

Operation/Application

Compatible With Wire Base Material	Copper
------------------------------------	--------

Industry Standards

Government Qualified Splice	No
-----------------------------	----

Packaging Features

Packaging Quantity	100
Packaging Method	Package

Product Compliance

For compliance documentation, visit the product page on TE.com>

EU RoHS Directive 2011/65/EU	Not Compliant
EU ELV Directive 2000/53/EC	Not Compliant
China RoHS 2 Directive MIIT Order No 32, 2016	Restricted Materials Above Threshold
EU REACH Regulation (EC) No. 1907/2006	Current ECHA Candidate List: JAN 2025 (247) Candidate List Declared Against: JAN 2025 (247) SVHC > Threshold: Pb (.32% in Solder) Cd (.18% in Solder) Article Safe Usage Statements: Use personal protective equipment as required. Do not eat, drink or smoke when using this product. Wash thoroughly after handling. Recycle if possible and dispose of the article by following all applicable governmental regulations relevant to your geographic location.
Halogen Content	Low Halogen - Br, Cl, F, I < 900 ppm per homogenous material. Also BFR/CFR/PVC Free
Solder Process Capability	Not applicable for solder process capability

Product Compliance Disclaimer

This information is provided based on reasonable inquiry of our suppliers and represents our current actual knowledge based on the information they provided. This information is subject to change. The part numbers that TE has identified as



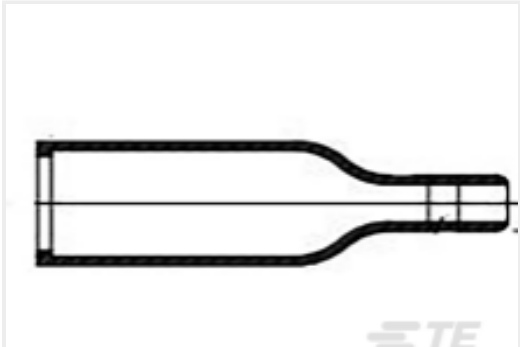
EU RoHS compliant have a maximum concentration of 0.1% by weight in homogenous materials for lead, hexavalent chromium, mercury, PBB, PBDE, DBP, BBP, DEHP, DIBP, and 0.01% for cadmium, or qualify for an exemption to these limits as defined in the Annexes of Directive 2011/65/EU (RoHS2). Finished electrical and electronic equipment products will be CE marked as required by Directive 2011/65/EU. Components may not be CE marked. Additionally, the part numbers that TE has identified as EU ELV compliant have a maximum concentration of 0.1% by weight in homogenous materials for lead, hexavalent chromium, and mercury, and 0.01% for cadmium, or qualify for an exemption to these limits as defined in the Annexes of Directive 2000/53/EC (ELV). Regarding the REACH Regulation, the information TE provides on SVHC in articles for this part number is based on the latest European Chemicals Agency (ECHA) ‘Guidance on requirements for substances in articles’ posted at this URL: <https://echa.europa.eu/guidance-documents/guidance-on-reach>

Compatible Parts



TE Part # EG8162-000
[HL1920E-230V-EURO](#)

Customers Also Bought



TE Part #493161N001
[202D121-4/86-0](#)



TE Part #054955-000
[CWT-9001](#)



TE Part #114163-000
[CWT-9003](#)



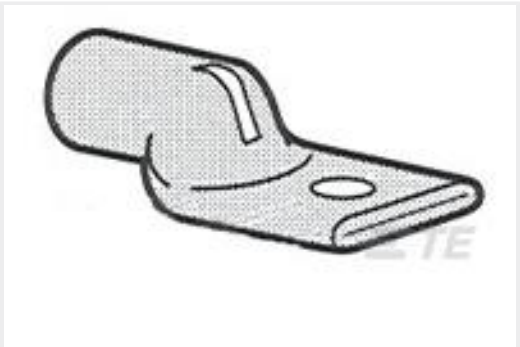
TE Part #121397P072
[ES2000-NO.3-B8-0-100MM](#)



TE Part #34966
[TERMINAL BODY,RING TONG 12-10](#)




TE Part #130232
[SOLIS R 12-10 10MM](#)



TE Part #325807
[TERMINAL,AMPOWER 300MCM 5/8](#)



TE Part #2176463-5
[HCH165 200W 47R 5% LEAD](#)



TE Part #4-2176591-9
[RLC73PD 2E R178 1% 1K RL](#)



TE Part #2-2364687-0
[AVH22 FLT SS LK RNG BLU 24V26A](#)



Documents

Product Drawings

CWT-9002

English

Datasheets & Catalog Pages

1654025_Sec8_B-155_CWT_D-110_D-1744

English

Product Specifications

SolderSleeve One-Step Wire and Cable Terminators Installation Procedures for CWT and B-155 Products

English