


NLCV25T-3R3M-PFR



Applications	Commercial Grade
Feature	No Directivity
	Wire Wound
	Ferrite Core
Series Type	NLCV25-PFR
Status	EOL announced
	Recommended Alternate Part No. : NLCV25T-3R3M-EFR (Interchangeability is not guaranteed.)
	Discontinue Issue Date : Nov.19, 2024
	Last Purchase Order Date : Mar.31, 2026
Brand	Last Shipment Date : Sep.30, 2026
	TDK



Size	
Length(L)	2.50mm ±0.20mm
Width(W)	2.00mm ±0.10mm
Thickness Height	1.80mm ±0.10mm
Recommended Land Pattern (A)	1.00mm Nom.
Recommended Land Pattern (B)	1.50mm Nom.
Recommended Land Pattern (C)	1.50mm Nom.

Electrical Characteristics	
Inductance	3.3μH ±20% at 7.96MHz
Rated Current	570mA
DC Resistance [Typ.]	440mΩ
DC Resistance [Max.]	528mΩ
Self Resonant Frequency [Min.]	54MHz
Self Resonant Frequency [Typ.]	
Q [Min.]	
Q [Typ.]	10 at 7.96MHz

Other	
Operating Temp. Range	-40 to 125°C (Including Self-Temp. Rise)
Soldering Method	Wave (Flow)
	Reflow
	Iron Soldering
AEC-Q200	NO
Packing	Embossed (Plastic)Taping [180mm Reel]

! Images are for reference only and show exemplary products.
! This PDF document was created based on the data listed on the TDK Corporation website.
! All specifications are subject to change without notice.

NLCV25T-3R3M-PFR

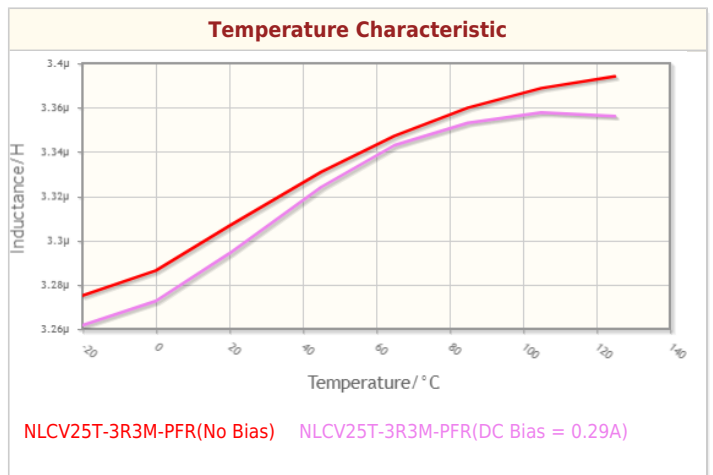
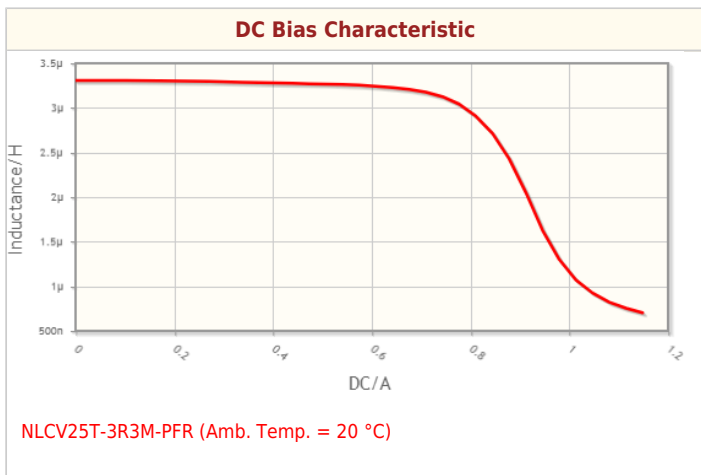
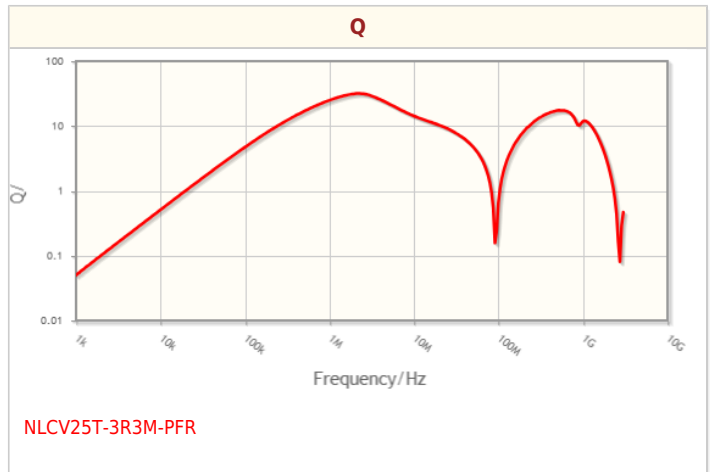
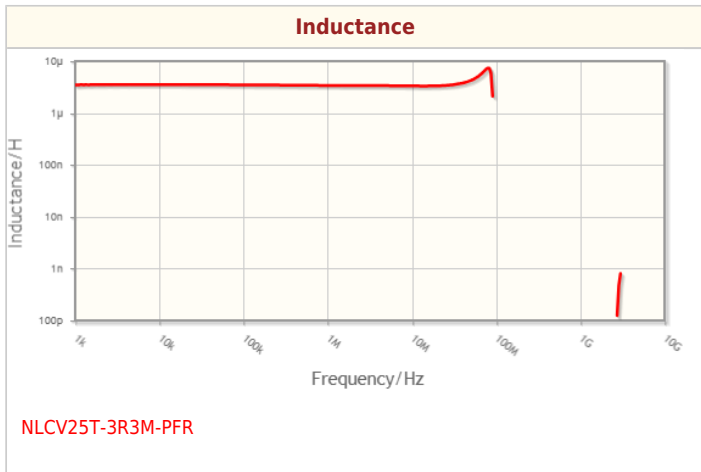
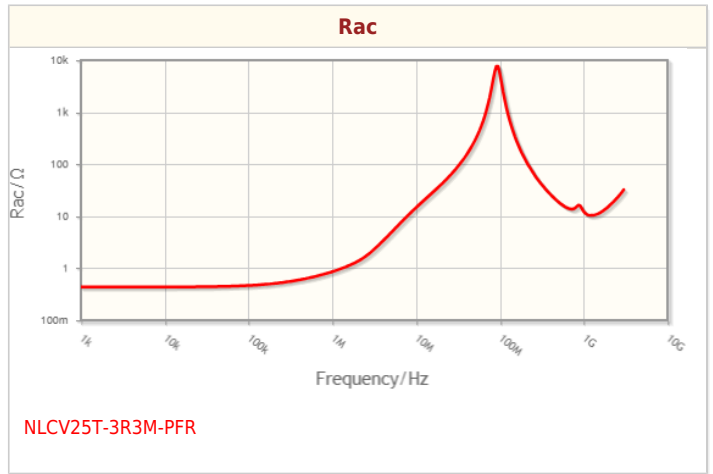
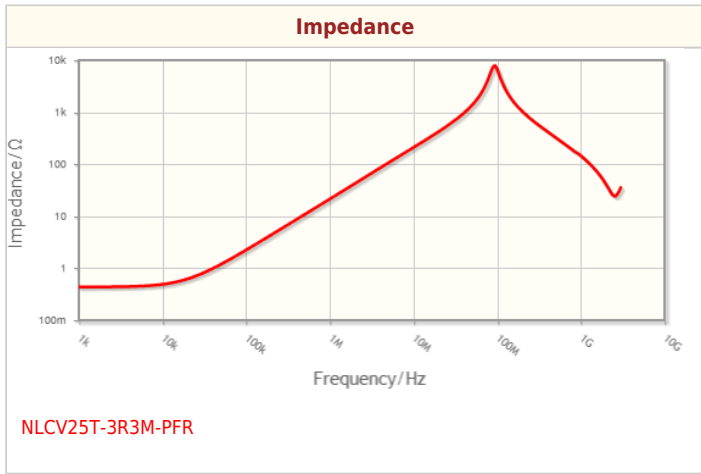


Package Quantity	2000pcs
Weight	0.025g

NLCV25T-3R3M-PFR



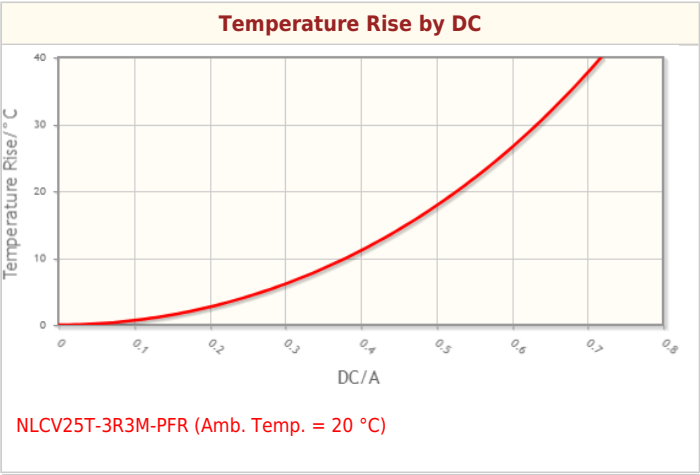
Characteristic Graphs(This is reference data, and does not guarantee the products characteristics.)



NLCV25T-3R3M-PFR



Characteristic Graphs(This is reference data, and does not guarantee the products characteristics.)



NLCV25T-3R3M-PFR



Associated Images

