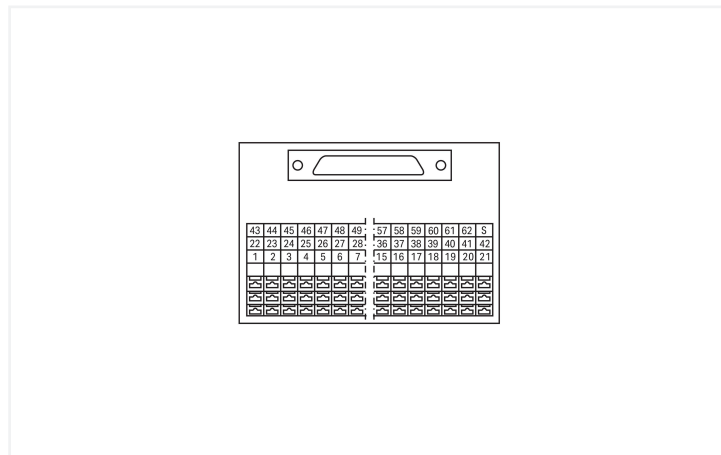



Data Sheet | Item Number: 289-707

Interface module; HD-Sub-D; Female connector; 44-pole; Triple-deck PCB terminal blocks; in mounting carrier; with shield connection; 2,50 mm²

<https://www.wago.com/289-707>



Similar to illustration

Electrical data

Operating voltage	≤ 125 VAC/VDC
Nominal current	1 A
Contact resistance (max.)	15 mΩ
Specialty functions	With shield connection

Safety and protection

Rated Voltage	125 V
Rated impulse withstand voltage	0.8 kV
Pollution degree	2
Protection type	IP20

Connection Data

Performance level	3 / 50 mating cycles
Strain relief	UNC 4-40 stud bolt

Connection 1

Pluggable connector	HD D-sub female connector
Pole number 1	44
Connection type	System
Note (conductor cross-section)	12 AWG: THHN, THWN
Mating direction	vertical

Connection 2

Design	PCB terminal blocks (triple-deck)
Pole number	45
Connection type	Field
Connection technology	CAGE CLAMP®
WAGO connector	WAGO 737 Series
Solid conductor	0.08 ... 2.5 mm ² / 28 ... 12 AWG
Fine-stranded conductor	0.08 ... 2.5 mm ² / 28 ... 12 AWG

Connection 2

Strip length	5 ... 6 mm / 0.2 ... 0.24 inches
--------------	----------------------------------

Physical data

Width	79 mm / 3.11 inches
Height	85 mm / 3.346 inches
Depth from upper-edge of DIN-rail	62 mm / 2.441 inches

Mechanical data

Mounting type	DIN-35 rail
Housing design	Mounting carrier

Material data

Contact material (connector)	Au over Ni
Fire load	0.881 MJ
Weight	130.2 g

Environmental requirements

Ambient temperature (operation)	-20 ... +55 °C
Ambient temperature (storage)	-40 ... +70 °C
Relative humidity	≤ 85 % (non-condensing)

Standards and Specifications

Standards/specifications	EN 61010-2-201
--------------------------	----------------

Commercial data

Product Group	6 (INTERFACE ELECTRONIC)
PU (SPU)	4 (1) pcs
Packaging type	Box
Country of origin	DE
GTIN	4050821328308
Customs tariff number	85366990990

Product Classification

UNSPSC	39121421
eCl@ss 10.0	27-14-11-52
eCl@ss 9.0	27-14-11-52
ETIM 9.0	EC002780
ETIM 10.0	EC002780
ECCN	NO US CLASSIFICATION

Environmental Product Compliance

RoHS Compliance Status	Compliant,With Exemption
RoHS Exemption	6(c)
SCIP notification number (Austria)	34d52500-ab2a-45b3-994d-cb1f542c025f
SCIP notification number (Belgium)	66f2cb7b-122b-4613-ae05-bd6b3ccd06a9
SCIP notification number (Bulgaria)	7ff1188c-09ca-41fc-a025-0088200fe635
SCIP notification number (Czech Republic)	490b55d3-f133-4c75-aeaa-a0206f64c80e
SCIP notification number (Denmark)	16504983-9b21-4160-ab5d-f9ae52d34e40
SCIP notification number (Finland)	3d4d97a2-936c-4d94-9989-a3e14605eb43
SCIP notification number (France)	f4791a69-3034-4903-aa5e-f59e9344d681
SCIP notification number (Germany)	a12db130-f5bc-46d9-ba21-1934433d91b5
SCIP notification number (Hungary)	be9c5f5c-481f-4752-afd2-4c227f21e4bd

Environmental Product Compliance

SCIP notification number (Italy)	38884af6-a79d-4750-b626-334b6416f687
SCIP notification number (Netherlands)	f5c9df32-fd58-44c1-8beb-da7502291d0d
SCIP notification number (Poland)	e9654a8c-7199-4fe7-b43a-1a309ba7ecf0
SCIP notification number (Romania)	b3b9191c-28be-42f5-bc2b-f7791cd3946f
SCIP notification number (Sweden)	62aa71c9-7427-4bdc-adc9-1cd8bf2da911

Approvals / Certificates

General approvals



Approval	Standard	Certificate Name
EAC GZO Almaty Standart	TP TC 004/2011	EAC CoC 03084

Downloads

Environmental Product Compliance

Compliance Search
Environmental Product Compliance 289-707

Documentation

Bid Text			
289-707	19.02.2019	xml 3.59 KB	
289-707	09.02.2015	doc 27.00 KB	

Instruction Leaflet			
Operation and Assembly Instructions Interface	V 1.0.0 02.04.2025	pdf 1246.19 KB	

CAD/CAE-Data

CAD data
2D/3D Models 289-707

CAE data
EPLAN Data Portal 289-707
WSCAD Universe 289-707
ZUKEN Portal 289-707

1 Compatible Products

1.1 Optional Accessories

1.1.1 Marking

1.1.1.1 Marking strip



Item No.: 709-196

Marking strips; for laser printer; translucent



Item No.: 709-177

Marking strips; on reel; 7.5 mm wide; not stretchable; plain; snap-on type; translucent



Item No.: 709-178

Marking strips; on reel; 7.5 mm wide; not stretchable; plain; snap-on type; white

1.1.2 Tool

1.1.2.1 Operating tool




Item No.: 210-720


Operating tool; Blade: 3.5 x 0.5 mm; with a partially insulated shaft; multicoloured

Installation Notes

Conductor termination




Conductor termination – screwdriver actuation parallel to conductor entry




Conductor termination – screwdriver actuation perpendicular to conductor entry

Installation



Snapping a module onto DIN-rail.



Removing a module from the DIN-rail.