Alle Rechte vorbehalten/ *All rights reserved*

Mating face according to MIL-C-24308 / DIN 41 652 / CECC 75301-802

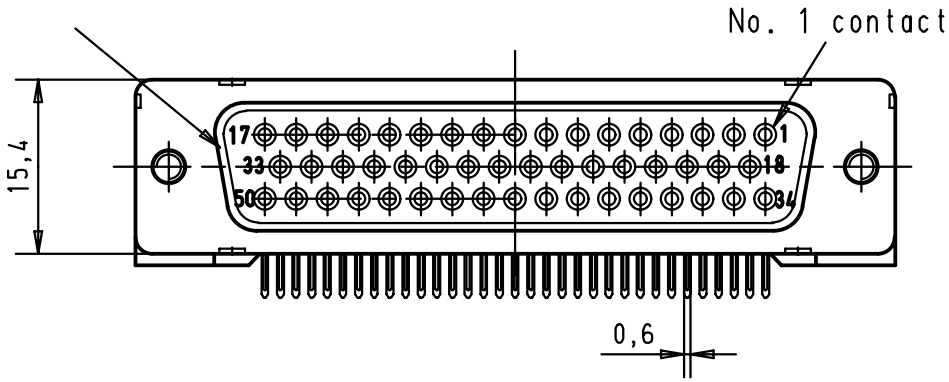

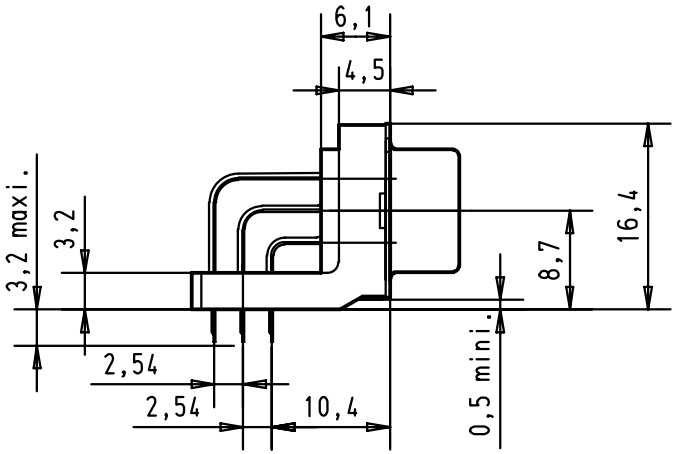

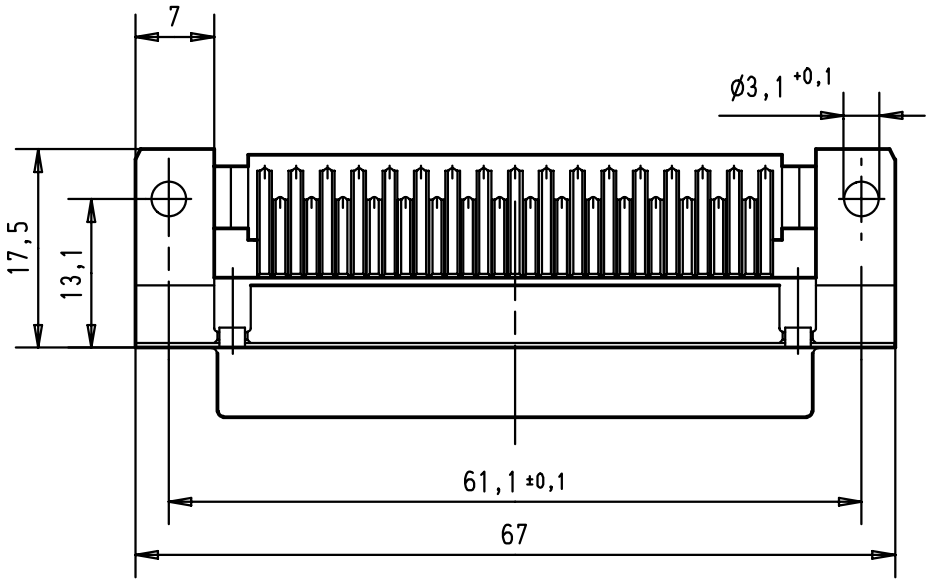

Printed board layout(1,6±0,2 thick)
View component side
(PCB plating = Tin)

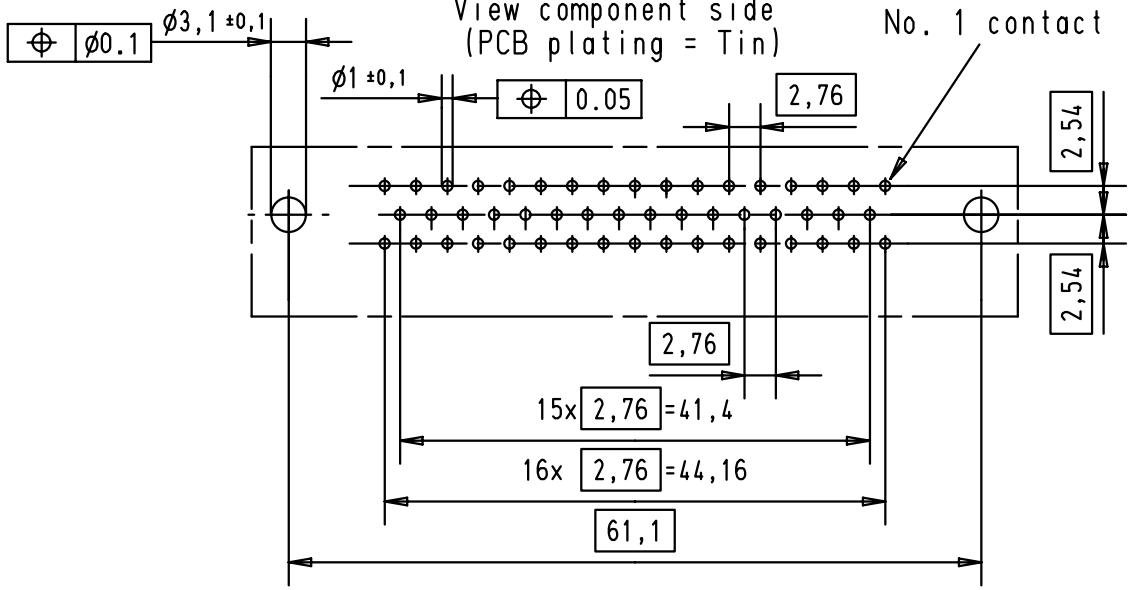

09 66 512 6601	M3	2			
09 66 512 7601	M3	3			
09 66 512 5601	M3	0,76 µm Au			
09 66 512 6602	4-40 UNC	2			
09 66 512 7602	4-40 UNC	3			
09 66 512 5602	4-40 UNC	0,76 µm Au	29733	23-NOV-01	JB
Part number	nut thread	Performance level	Mod.	Dat.	Name

	Dat.	Name
Detail.	23-NOV-01	JB
Insp.		
Stand.		

All Dim. in mm
Orig. Size DIN A 4

D-Sub female angled 50 poles with solder pins and nuts

Maßstab/ *Scale* 1,5:1

HARTING EURL
F-95972 Paris

TB 09 66 512 X60X

Sub.

Blatt/ *Page* 1

Downloaded from Arrow.com.