


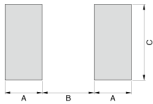


	EOL Announced
	Recommended Alternate Part No. : None
Product Status	Discontinue Issue Date : May.14, 2024 Last Purchase Order Date : Mar.31, 2026 Last Shipment Date : Dec.31, 2026
Applications	Automotive Grade
Feature	AEC-Q200AEC-Q200 Wire WoundWire Wound ShieldMagnetic Shield Ferrite CoreFerrite Core
Series Type	RLF-D
Brand	TDK
Environmental Compliance	<div><div>RoHS</div><div>REACH</div><div>Lead Free</div></div>



Dimensions in mm

Size	
Length(L)	7.30mm ±0.30mm
Width(W)	6.80mm ±0.20mm
Thickness Height	4.60mm ±0.20mm
Recommended Land Pattern (A)	2.00mm Nom.
Recommended Land Pattern (B)	3.90mm Nom.
Recommended Land Pattern (C)	2.20mm Nom.

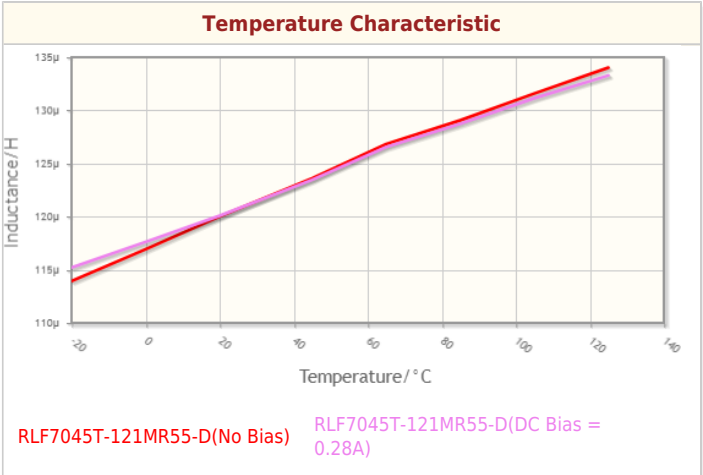
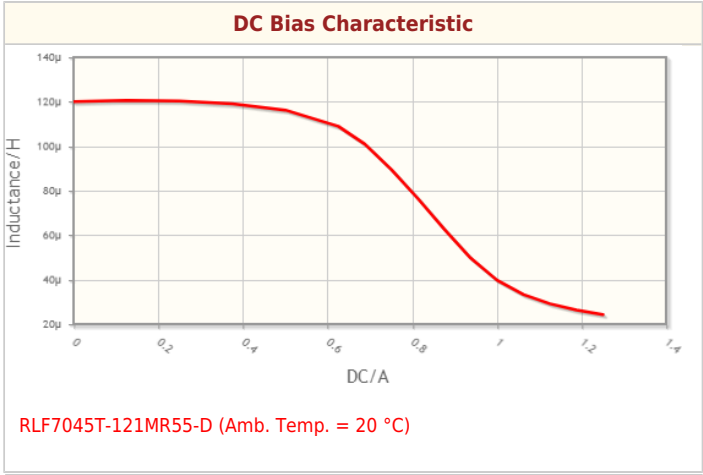
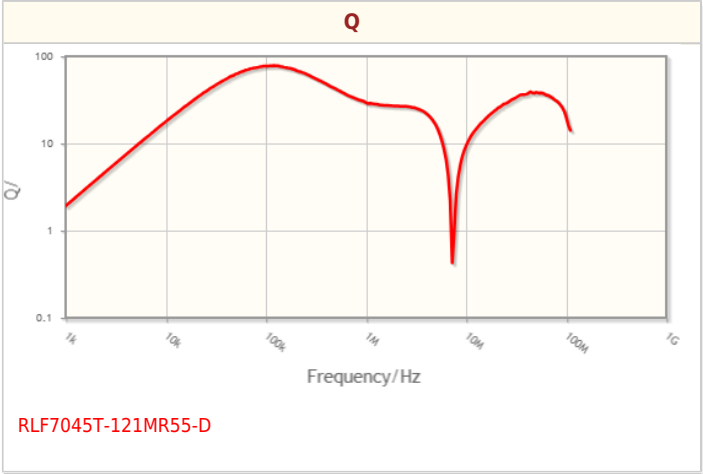
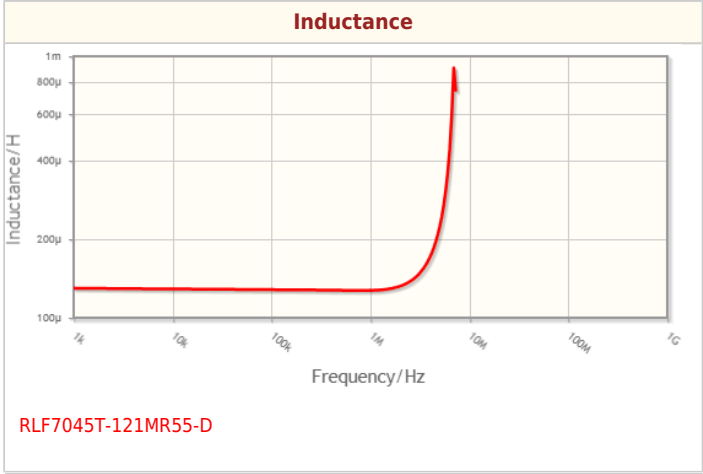
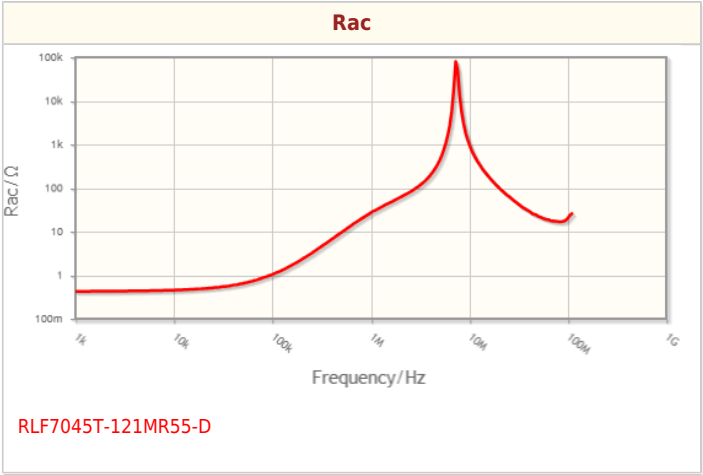
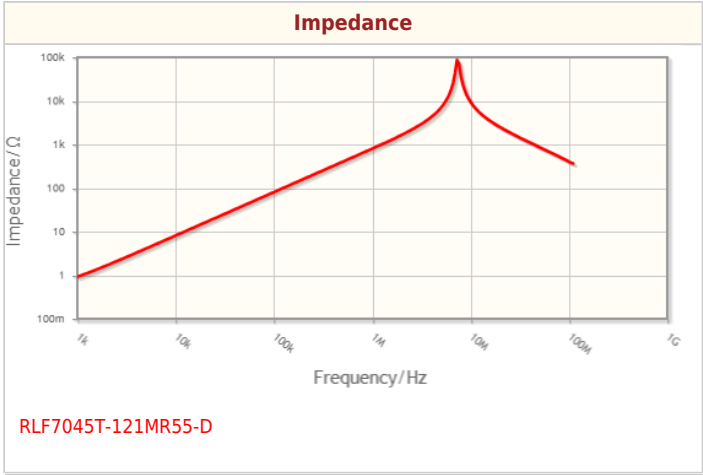
Electrical Characteristics	
Inductance	120μH ±20% at 100kHz
Rated Current (L Change) [Typ.]	
Rated Current (L Change) [Max.]	800mA (30% Down)
Rated Current (Temperature Rise) [Typ.]	550mA (20°C Rise)
Rated Current (Temperature Rise) [Max.]	
DC Resistance [Typ.]	400mΩ
DC Resistance [Max.]	480mΩ
Rated Voltage [Max.]	
Self Resonant Frequency [Min.]	
Self Resonant Frequency [Typ.]	
Q [Min.]	
Q [Typ.]	

Other	
Operating Temp. Range	-40 to 150°C (Including Self-Temp. Rise)

! Images are for reference only and show exemplary products.
! This PDF document was created based on the data listed on the TDK Corporation website.
! All specifications are subject to change without notice.

Soldering Method	Reflow Iron Soldering
AEC-Q200	YES
Packing	Embossed (Plastic)Taping [330mm Reel]
Package Quantity	1000pcs
Weight	0.8g

Characteristic Graphs(This is reference data, and does not guarantee the products characteristics.)



Characteristic Graphs(This is reference data, and does not guarantee the products characteristics.)

