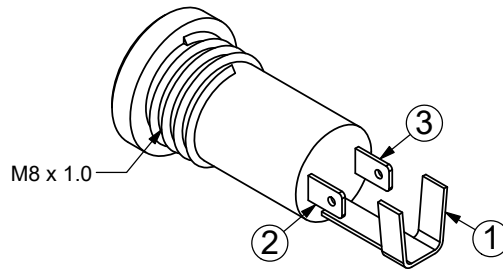
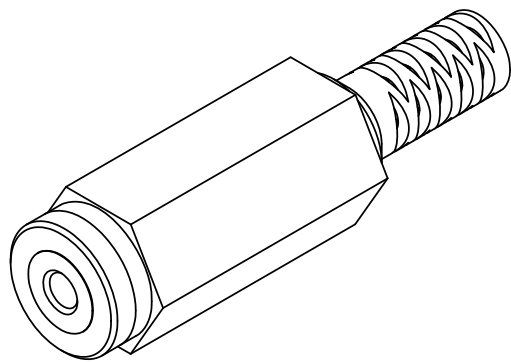
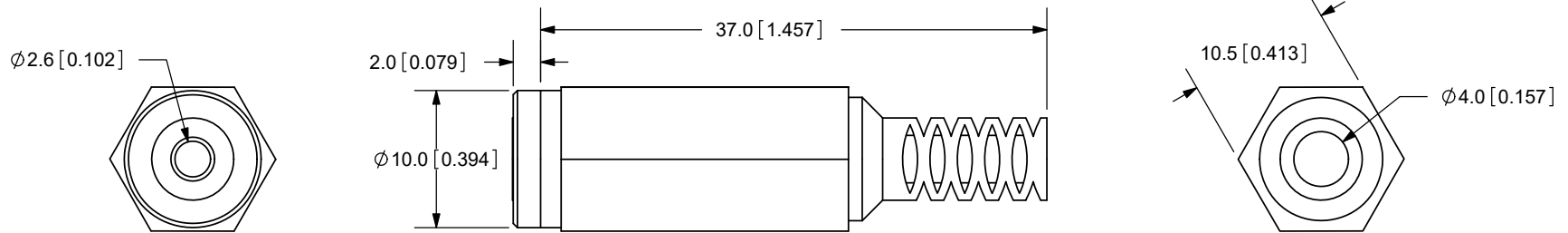


Additional Resources: [Product Page](#)

B	3D Model
C	
D	
E	

DESCRIPTION	DATE
NEW DRAWING	7/17/2006
pin schematic added	12/5/2006
added pin designations	9/2/2008
corrected thread size	1/30/2014
logo, brand update	10/28/2022



HOUSING DETAIL DRAWING

TOLERANCE:
±0.3mm UNLESS OTHERWISE
SPECIFIED



SPECIFICATIONS:
 CONTACT RESISTANCE: 50m OHMS MAX
 INSULATION RESISTANCE: 100M OHMS MIN: 500V DC
 VOLTAGE WITHSTAND: 500V AC R.M.S. FOR 1 MINUTE
 LIFE: 5,000 CYCLES

MODEL NO.	SR-2501
SCHEMATIC	

	MATERIAL	PLATING
TERMINAL 1	Brass	Nickel
TERMINAL 2	Phosphor Bronze	Nickel
TERMINAL 3	Phosphor Bronze	Gold
INSULATOR	Brass	Gold
CAP	PE	
HOUSING	PA	

6405 SW Rosewood St, Suite C
 Lake Oswego, OR 97035
 Phone: 877-323-3576

Website: www.sameskydevices.com

TITLE: IN-LINE STEREO JACK		REV: E
PART NO. SR-2501		UNITS: MM [INCHES]
DRAWN BY: RDS	APPROVED BY:	SCALE: 2:1