


Low Resistance Metal Element Resistors

LOB Series

- Ultra low resistance values (0.005Ω to 0.1Ω)
- Available in 1, 3 and 5 watt rated packages
- Tolerances from ±1% to ±5%
- Inherently non-inductive ($\leq 0.02\mu\text{H}$ at 0.5MHz)
- Low temperature coefficient of resistance
- High stability over life



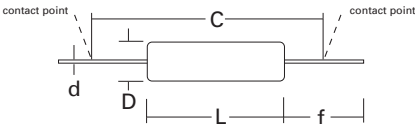
 All Pb-free parts comply with EU Directive 2011/65/EU (RoHS2)

Electrical Data

		LOB-1	LOB-3	LOB-5
Continuous power dissipation at 25°C in free air	watts	1	3	5
Overload power for 5 seconds	watts	5	15	25
Maximum working voltage	volts	$\sqrt{1 \times R}$	$\sqrt{3 \times R}$	$\sqrt{5 \times R}$
Maximum storage temperature	°C	175	175	175

* Power Dissipation - The maximum wattage rating depends upon the amount of heat which can be transferred to the surroundings while not exceeding the maximum element temperature. Ambient air temperature, velocity of cooling air, thermal resistance of heat and the temperature of surrounding objects will affect this transfer, this must be taken into account when selecting a resistor.

Physical Data

Dimensions (mm)						
Type	L max.	D max.	f min.	d nom.	C	
LOB-1	9.9±0.3	3.6±0.2	38.1±3.2	0.813±0.05	33.27	
LOB-3	14.22±0.25	5.33±0.25	34.93±3.18	0.81±0.05	33.27	
LOB-5	23.37±0.25	8.38±0.25	31.75±3.18	1.02±0.05	42.42	

Description

LOBΩ Series power precision metal element resistors feature resistance values down to 0.005Ω with virtually no inductance. Available in 1, 3 and 5 watt rated axial leaded packages, these resistors are compatible with automatic insertion equipment.

Applications

- Switchmode and linear power supplies.
- Automotive current-sensing circuits.
- Instrumentation.

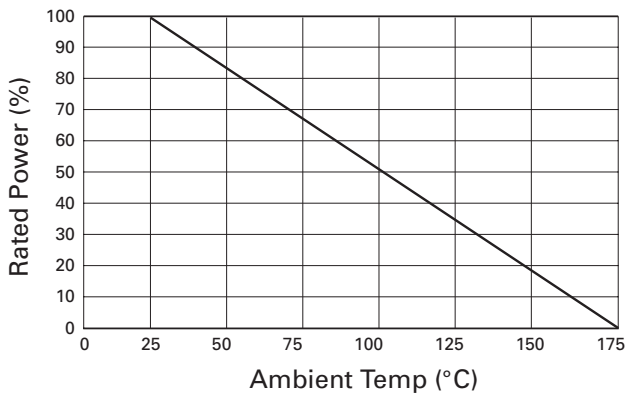
Construction

LOBΩ Series resistors feature tinned copper leads welded directly to a low temperature coefficient resistance element in a highly automated proprietary process. The leaded resistor elements are then encapsulated in a moulding compound.

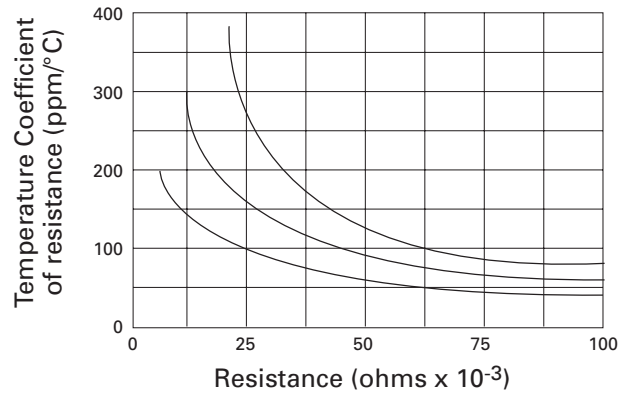
General Note

TT Electronics reserves the right to make changes in product specification without notice or liability.
All information is subject to TT Electronics' own data and is considered accurate at time of going to print.

Power derating percentage vs
Free air ambient temperature



Temperature coefficient of resistance vs
Resistance value



Test	MIL-STD 202	MAX %ΔR*	Unit
Load life (2000 hours)	Method 108	±1%	%ΔR
Thermal shock	Method 107	±1%	%ΔR
Vibration	Method 204	±0.5%	%ΔR
Mechanical shock	Method 213	±0.5%	%ΔR
Dielectric strength	Method 301	±0.5%	%ΔR
Insulation resistance	Method 302	>10 ¹¹	ohms

*±0.0005 ohm allowance for test/contact error.

Packaging

Resistors are supplied taped and reeled.
Bulk packaging available.

General Note

TT Electronics reserves the right to make changes in product specification without notice or liability.
All information is subject to TT Electronics’ own data and is considered accurate at time of going to print.

Ordering Procedure

This product has two valid part numbers:

European (Welwyn) Part Number: LOB3-R01JI (LOB3, 10 milliohms $\pm 5\%$, Pb-free)

L	O	B	3	-	R	0	1	J	I	
1			2			3	4			

1	2	3	4	
Type	Value	Tolerance	Packing & Termination Finish	
LOB1	R = ohms	F* = $\pm 1\%$	I = Standard packing & Pb-free	
LOB3		H = $\pm 3\%$	PB = Standard packing & SnPb	
LOB5		J* = $\pm 5\%$	LOB1	Taped, 3500/reel
		* preferred	LOB3	Taped, 1250/reel
			LOB5	Taped, 800/reel

USA (IRC) Part Number: LOB-3R010FLFLT (LOB3, 10 milliohms $\pm 5\%$, Pb-free)

L	O	B	-	3	R	0	1	0	F	L	F	L	T
1			2			3	4	5					

1	2	3	4	5	
Type	Value	Tolerance	Termination Finish	Packing	
LOB-1	R = ohms	F = $\pm 1\%$	Omit for SnPb	LT = Lead Tape*	
LOB-3		H = $\pm 3\%$	LF = Pb-free	LOB-1	3500/reel
LOB-5		J = $\pm 5\%$		LOB-3	1250/reel
				LOB-5	800/reel
				BLK = Bulk 500/box	
				* preferred	

General Note

TT Electronics reserves the right to make changes in product specification without notice or liability.
All information is subject to TT Electronics' own data and is considered accurate at time of going to print.