

(1.27 mm) .050"

YFT SERIES

LOW PROFILE OPEN-PIN-FIELD SOCKET

SPECIFICATIONS

For complete specifications and recommended PCB layouts see www.samtec.com?YFT

Insulator Material:

Black Liquid Crystal Polymer

Terminal Material:

Brass

Operating Temp Range:

-55 °C to +125 °C

Plating:

Au over 50 μ" (1.27 μm) Ni

Working Voltage:

275 VAC when mated with YFS

Mated Cycles:

200 with YFS

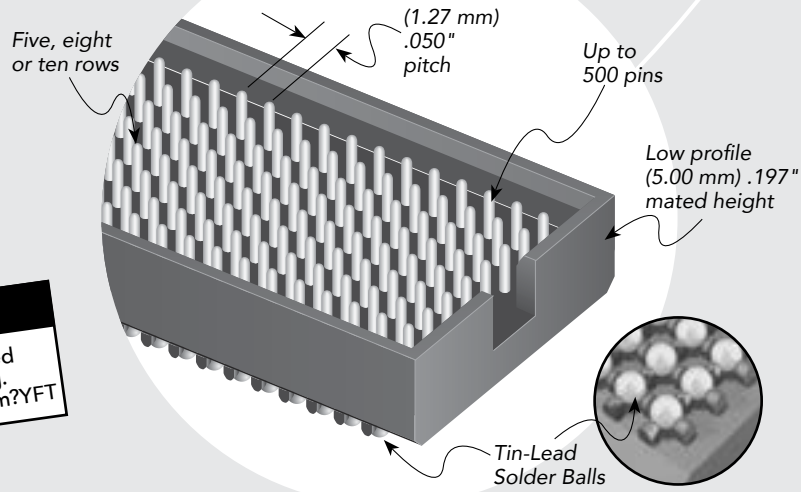
RoHS Compliant:

No

Lead-Free Solderable:

No

Mates with:
YFS



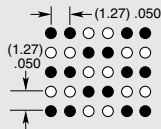
TEST RESULTS
Passed 20 year mixed flowing gas testing.
Go to: www.samtec.com?YFT

RECOGNITIONS

For complete scope of recognitions see www.samtec.com/quality



DIFFERENTIAL APPLICATION



ARRAY	PAIR COUNT
50x10	125
40x10	100
30x10	75
20x10	50
20x8	40
20x5	25

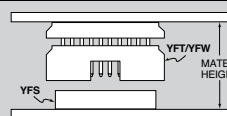
ALSO AVAILABLE (MOQ REQUIRED)

- 30, 40 & 50 positions in 5 & 8 rows
- 3 & 6 rows
- Contact Samtec.

Note: Some sizes, styles and options are non-standard, non-returnable.

TYPE	NO. PINS PER ROW	05	PLATING OPTION	ROW OPTION	SB	OTHER OPTION
YFT = Header	-20 = -05, -08, and -10 row		-H = 30 μ" (0.76 μm) Gold on post	-05 =Five Row -08 =Eight Row -10 =Ten Row		-K =Polyimide Film Pick & Place Pad -TR =Tape & Reel -FR = Full Reel Tape & Reel (must order max. quantity per reel; contact Samtec for quantity breaks)
	-30, -40, -50 = -10 row only					

STACK HEIGHTS



HEADER/STACKER	MATED HEIGHT
YFT-05	(5.00) .197
YFW-07*	(7.00) .276
YFW-09*	(9.00) .354
YFW-12*	(12.00) .472
YFW-19*	(19.00) .748
YFW-25*	(25.00) .984

Processing conditions will affect mated height.
* See YFW Series for specifications

