THIS DRAWING IS UNPUBLISHED. RELEASED FOR PUBLICATION 20
© COPYRIGHT 20 - ALL RIGHTS RESERVED.

LOC	DIST
AF	50

REVISIONS

P	LTR	DESCRIPTION	DATE	DWN	APVD
	C5	REVISED PER ECR-24-205511	17APR2024	MV	WW
	C6	REVISED PER ECR-24-222629	14OCT2024	SM	FL
	C7	REVISED PER ECR-24-230188	23DEC2024	DK	FL
	D	REVISED PER ECR-25-252563	04AUG2025	AK	FL

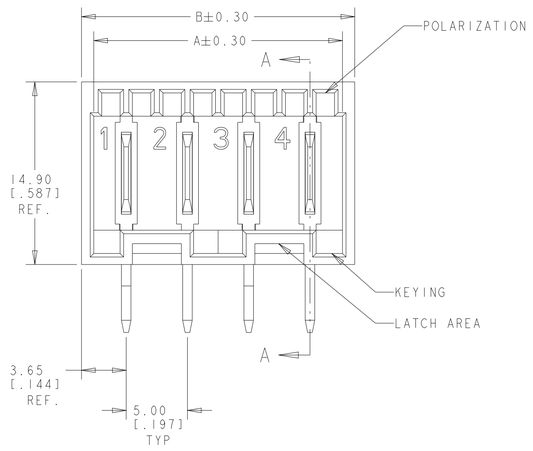

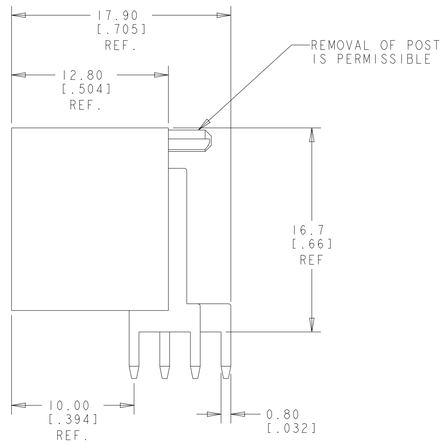

1. HOUSING HAS RAST 5 COMPLIANT KEYING, LATCHING, AND POLARIZATION. TAB IS 6.3 x 0.8 [.250 x .032], HOWEVER, THE LOCATION OF THE TAB HOLE DOES NOT MEET DIN 46244.
2. POSSIBLE TE CONNECTIVITY MATING CONNECTOR FAMILIES INCLUDE POSITIVE-LOCK RAST 5, STANDARD TIMER RAST 5, MULTIFITTING, MULTIFITTING MKII, AND MONO-SHAPE TAB CONNECTORS.
3. SEE SHEET 2 FOR AVAILABLE CONFIGURATIONS .
4. MATERIAL: HOUSING, NYLON 66, UL 94V-0.
   CONTACT, BRASS, 0.8 mm THICK.
5. FINISH: CONTACTS, 3.8 µm MIN TIN OVER 1.3 µm MIN NICKEL.
6. PCB TABS INSERTED IN A STAGGERED PATTERN BEGINNING WITH POSITION 1.
7. SELECTED HOLES MAY BE 1.05+0.05/-0.00 DIA [.041+.002/-.001 DIA] FOR IMPROVED (PRESS-FIT) RETENTION TO P.C.B. PRIOR TO SOLDERING.
8. DATUM AND BASIC DIMENSION ESTABLISHED BY CUSTOMER.
9. PRODUCT QUALIFICATION PER 108-2183
10. PRELIMINARY - NOT FOR PRODUCTION
11. THIS P/N MAY SHOW SMALL COLOR VARIATIONS SUCH AS BLACK SPOTS ON THE PLASTIC HOUSING, WHICH REPRESENT JUST AN AESTHETIC ASPECT NOT IMPACTING ON THE FUNCTIONALITY AND THE PERFORMANCE OF THE PRODUCT. REF. TE PRODUCT SPEC. 108-2183 FOR ADDITIONAL DETAILS.

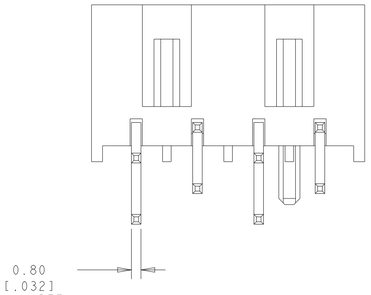

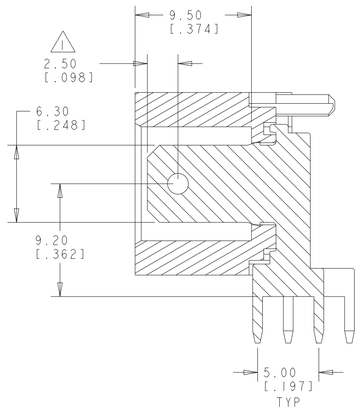

SECTION A-A
SCALE 4:1

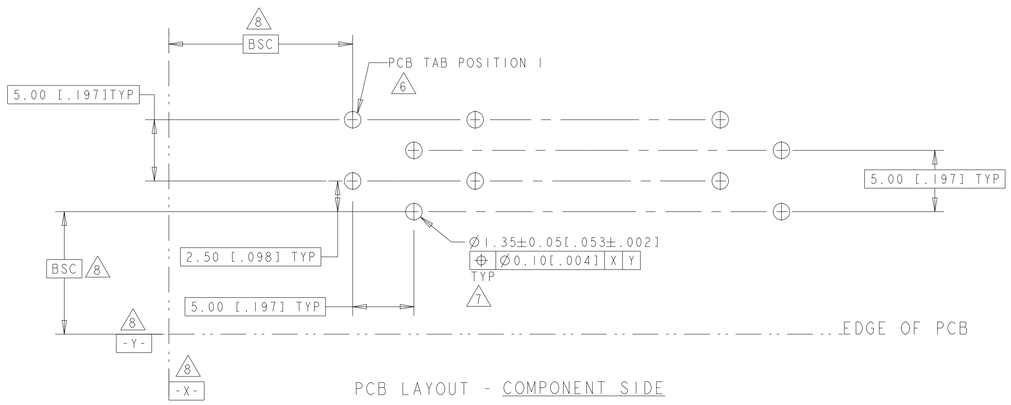

PCB LAYOUT - COMPONENT SIDE
PCB 1.5±0.14 [.059±.006] THICK
SCALE 4:1

47.3	45.3	9
42.3	40.3	8
37.3	35.3	7
32.3	30.3	6
27.3	25.3	5
22.3	20.3	4
17.3	15.3	3
12.3	10.3	2
B	A	NO. OF POS.

THIS DRAWING IS A CONTROLLED DOCUMENT.

DIMENSIONS: mm[INCHES]

TOLERANCES UNLESS OTHERWISE SPECIFIED:
0 PLC ±-
1 PLC ±-
2 PLC ±0.25[.010]
3 PLC ±-
4 PLC ±-
ANGLES ±2°

MATERIAL 4 -
FINISH 5 -

DWN R FLAIG 02MAR2004
CHK J HUMMEL 02MAR2004
APVD J HUMMEL 02MAR2004
PRODUCT SPEC 108-2183
APPLICATION SPEC -
WEIGHT -

TE Connectivity

NAME ASSEMBLY, POSITIVE-LOCK, RAST 5, HEADER, RIGHT ANGLE
-

SIZE	CAGE CODE	DRAWING NO	RESTRICTED TO
A1	00779	C-521384	

CUSTOMER DRAWING | SCALE 4:1 | SHEET 1 OF 3 | REV D

Downloaded from Arrow.com.

THIS DRAWING IS UNPUBLISHED. RELEASED FOR PUBLICATION 20
© COPYRIGHT 20 - ALL RIGHTS RESERVED.

LOC	DIST
AF	50

REVISIONS

P	LTR	DESCRIPTION	DATE	DWN	APVD
	-	SEE SHEET 1	-	-	-

1-2	1c,2d	1b,2b	3		4-521384-3
2-3,7-8	2c,8d	3b,8a	9	-	10 3-521384-9
1-2,4-5,6-7,8-9	1c,2d,7d,8c	1b,2a,4b,5a,8b,9b	9	-	10 2-521384-9
1-2,6-7	3d,7d	5b	9	09-D	10 1-521384-9
2-3,7-8	2c,8d	2b,5a	9	09-C +2c	10 521384-9
1-2,3-4,5-6 7-8	1c,3c,4d,5c 7c,8d	1a,2b,4a,5b, 6b,8a	8		10 3-521384-8
2-3,7-8	2c,3d,7c	8b	8	08-C	2-521384-8
1-2,3-4,5-6 7-8	3c,6d	4a,6b	8	-	1-521384-8
1-2,7-8	2d,3c,6d,7c	-	8	08-D	521384-8
1-2,5-6	3d,7d	3a,4a	7	-	3-521384-7
1-2,5-6	3c,4d,7c	1a,6b	7	-	2-521384-7
1-2,4-5,6-7	3c,5d,6c,7d	1a,2a,4a,4b, 5b,6a,6b,7b	7	-	1-521384-7
1-2,6-7	3d,7d	5b	7	07-C	521384-7
1-2,4-5	3d,4c	1a,1b,4a,6b	6		10 2-521384-6
1-2,5-6	4d	2b,6b	6	06-D	1-521384-6
1-2,4-5	3c,6d	1b	6	06-A	521384-6
1-2,3-4	1c,2d,3c,5d	1a,5b	5	-	3-521384-5
2-3	3d,4c	1a,5b	5	-	2-521384-5
1-2,3-4	2d,5d	2b	5	-	1-521384-5
1-2,4-5	2d	2b	5	05-B	521384-5
1-2,3-4	2d,3c	1b,2a,2b,3b,4b	4	-	5-521384-4
1-2,3-4	2d	2a,4b	4	04-G	4-521384-4
1-2,3-4	4d	1a,3a	4	04-F	3-521384-4
1-2,3-4	4d	1a,4b	4	04-C	2-521384-4
1-2,3-4	1c	1a,4b	4	04-B	1-521384-4
1-2,3-4	3c,4d	1b	4	04-A	521384-4
2-3	1d,3d	3b	3	-	3-521384-3
1-2	3c	1a	3	03-D	2-521384-3
2-3	1d,2c	2b,3b	3	03-B	1-521384-3
1-2	1c,2d	1b	3	03-A	521384-3
1-2	1c,2d	2b	2	02-P	6-521384-2
1-2	1c	1b,2b	2	02-I	5-521384-2
1-2	2d	1b,2a,2b	2	02-G	4-521384-2
1-2	2d	1a,2b	2	02-E	3-521384-2
1-2	1c,2d	2a	2	02-C	2-521384-2
1-2	1c	1a,2b	2	02-B	1-521384-2
1-2	1c,2d	1b,2a	2	02-A	521384-2
LATCH WINDOWS	KEYING	POLAR.	NO. OF POS.	RAST 5 DESIG.	PART NUMBER

UL94-V0, GWT750°C WITHOUT FLAME

1-2,6-7	3d,7d	5b	7	07-C	2479478-7 10
1-2,5-6	4d	2b,6b	6	06-D	1-2479478-6
1-2,4-5	2d	2b	5	05-B	2479478-5
1-2,3-4	3c,4d	1b	4	04-A	2479478-4
2-3	1d,3d	3b	3	-	3-2479478-3 10
1-2	1c,2d	1b	3	03-A	2479478-3 10
1-2	1d,2d	1b,2a	2	02-A	2479478-2 11
LATCH WINDOWS	KEYING	POLAR.	NO. OF POS.	RAST 5 DESIG.	PART NUMBER

THIS DRAWING IS A CONTROLLED DOCUMENT.

DIMENSIONS: mm[INCHES]

TOLERANCES UNLESS OTHERWISE SPECIFIED:
0 PLC ±-
1 PLC ±-
2 PLC ±0.25[.010]
3 PLC ±-
4 PLC ±-
ANGLES ±2°

MATERIAL - -
FINISH - -

DWN R FLAIG 02MAR2004
CHK J HUMMEL 02MAR2004
APVD J HUMMEL 02MAR2004
PRODUCT SPEC 108-2183
APPLICATION SPEC -
WEIGHT -

TE Connectivity

NAME ASSEMBLY, POSITIVE-LOCK, RAST 5, HEADER, RIGHT ANGLE
-

SIZE A1 | CAGE CODE 00779 | DRAWING NO C-521384 | RESTRICTED TO

CUSTOMER DRAWING | SCALE 4:1 | SHEET 2 OF 3 | REV D

4805 (3/11)

Downloaded from Arrow.com.

THIS DRAWING IS UNPUBLISHED. RELEASED FOR PUBLICATION 20
© COPYRIGHT 20 - ALL RIGHTS RESERVED.

LOC	DIST
AF	50

REVISIONS

P	LTR	DESCRIPTION	DATE	DWN	APVD
	-	SEE SHEET 1	-	-	-



521384-2
2479478-2 1

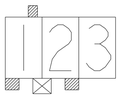

521384-3
2479478-3 10



521384-4
2479478-4



521384-5
2479478-5



521384-6



521384-7
2479478-7 10



521384-8



521384-9



1-521384-2 10



1-521384-3



1-521384-4



1-521384-5



1-521384-6
1-2479478-6



1-521384-7



1-521384-8



1-521384-9



2-521384-2



2-521384-3



2-521384-4



2-521384-5

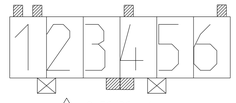

10 2-521384-6



2-521384-7



2-521384-8



2-521384-9



3-521384-2



3-521384-3
3-2479478-3 10



3-521384-4



3-521384-5



3-521384-7



10 3-521384-8



3-521384-9



4-521384-2



4-521384-3



4-521384-4

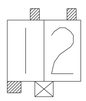

5-521384-2



5-521384-4

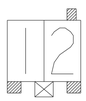

6-521384-2

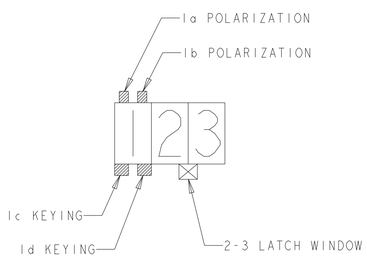

PICTORIAL VIEW KEY

THIS DRAWING IS A CONTROLLED DOCUMENT.

DIMENSIONS: mm[INCHES]

TOLERANCES UNLESS OTHERWISE SPECIFIED:
0 PLC ±-
1 PLC ±-
2 PLC ±0.25[.010]
3 PLC ±-
4 PLC ±-
ANGLES ±2°

MATERIAL - -
FINISH - -

DWN	R FLAIG	02MAR2004
CHK	J HUMMEL	02MAR2004
APVD	J HUMMEL	02MAR2004
PRODUCT SPEC	108-2183	
APPLICATION SPEC	-	
WEIGHT	-	

TE Connectivity

NAME ASSEMBLY, POSITIVE-LOCK, RAST 5, HEADER, RIGHT ANGLE -

SIZE	CAGE CODE	DRAWING NO	RESTRICTED TO
A1	00779	C-521384	

CUSTOMER DRAWING | SCALE 4:1 | SHEET 3 OF 3 | REV D

4805 (3/11)

Downloaded from Arrow.com.