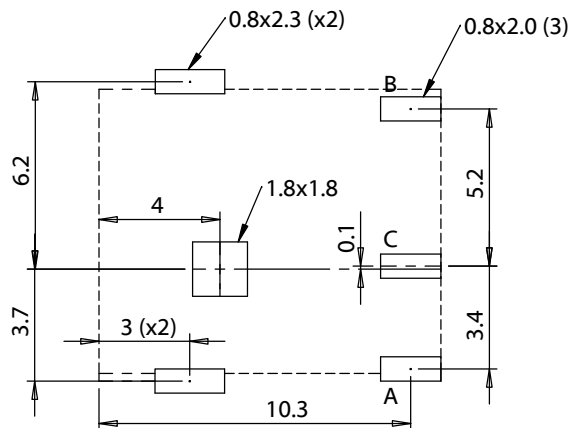
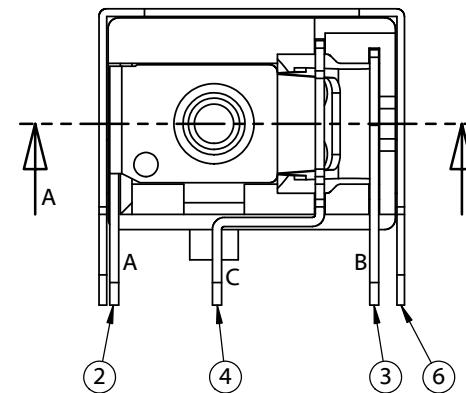
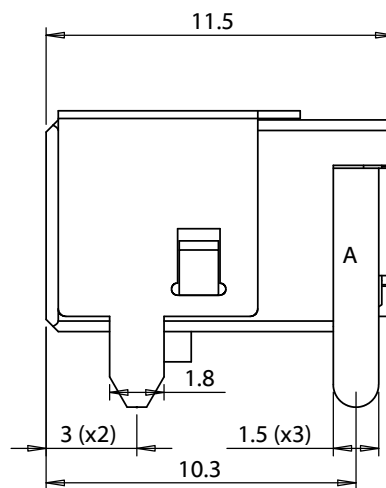
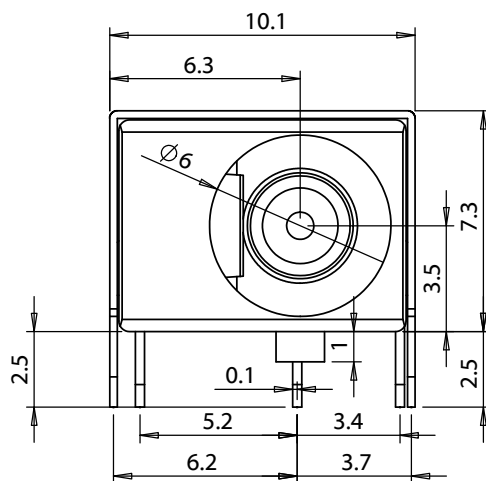
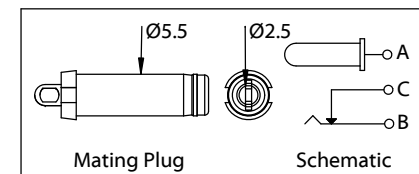



SECTION A-A



P.C.B. Layout



Revision:	Date:	Description:	Prepared:	Notes:	<h1>TENSILITY</h1> <p>tel 1.541.323.3228 800 877.670.7118 fax 1.541.323.4202 web tensility.com</p>		
A	9/24/2018	Initial release	Verified:				
			Dimensions are in millimeters. Tolerances: < 1.0: ± 0.1 mm 1.0 to 10.0: ± 0.2 mm > 10.0: ± 0.3 mm	Description:	Size:	Part number:	
				Connector, dc jack 5.5x2.5 mm, PCB mount, 90°, silver plated, thru hole	A	54-00128	
					Scale: 4:1		Sheet 1 of 2

Ratings

Maximum operating voltage: 48 V
Maximum operating current: 6.5 A (not mated under load)

Operating Temperature Range

-25 to 85 °C, relative humidity of 85% or less

Materials

- ① Insulator: PBT, black
- ② Terminal: brass, silver plated
- ③ Spring contact: phosphor bronze, silver plated
- ④ Terminal: brass, silver plated
- ⑤ Center pin: copper alloy, nickel plated
- ⑥ Cover: brass, silver plated

Electrical Requirements

Dielectric strength: 1 min @ 500 Vac
Insulation resistance: 100 MΩ @ 500 Vdc minimum
Contact resistance: 50 mΩ maximum

Mechanical Requirements

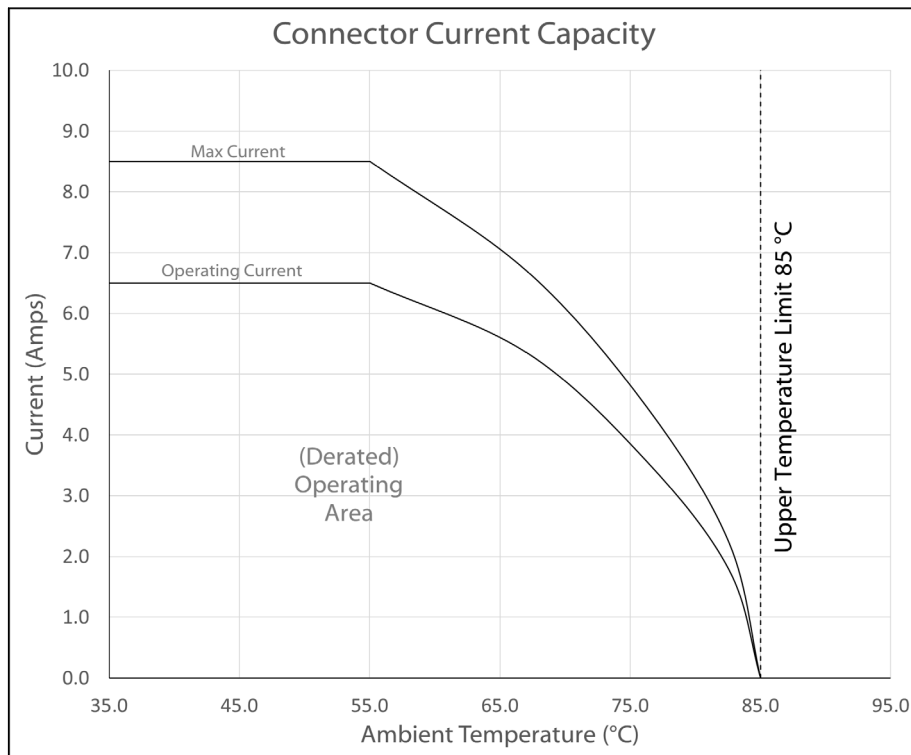
Insertion force: 0.3-3.0 kgf
Withdrawal force: 0.3-3.0 kgf
Life cycle: 5000 mating cycles while maintaining contact resistance: 100 mΩ maximum, insulation resistance: 50 MΩ minimum, withstand voltage: 250 Vac, 1 min, and insertion/extraction forces of 0.2-2.0 kgf
Terminal strength: 300 gf applied to the terminal for 15 seconds in any direction while maintaining electrical characteristics and without damage or excessive looseness of terminals

Soldering

Solderability: 75% minimum coverage when terminals dipped 2mm in 245 ±5 °C solder bath for 3 ±0.5 seconds
Solder bath durability: no deformation when immersed in 255 ±5 °C up to surface of the board 1.6 mm for 5 seconds or less
Solder iron durability: no deformation when exposed to 350 ±10 °C for 3 ±0.5 seconds

Environmental Requirements

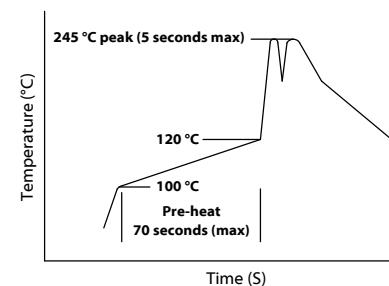
Cold test: -25 ±3 °C for 48 hours without deformation
Heat test: 85 ±2 °C, for 48 hours without deformation
Humidity test: 40 ±2 °C, relative humidity 90-95% for 48 hours without deformation



Testing based on IEC 60512-5-2. Max current curve generated with isolated test article under controlled environmental conditions, and does not take into account external factors such as housings, mating cables, or other circuitry. Operating current curve (derated by 20% of maximum values) accounts for external factors, and manufacturing variation.

Wave Soldering Temperature Profile

Pb - Free Flow Profile
Solder temperature: 245 °C
Time: 5 seconds maximum
Pre-heat: 100 ~120°C
Time: 70 seconds maximum
Measure point: surface of the solder leads



Revision:	Date:	Description:	Prepared:	Notes:	<h1>TENSILITY</h1> <p>tel 1.541.323.3228 800 877.670.7118 fax 1.541.323.4202 web tensility.com</p>		
A	9/24/2018	Initial release	Verified:	Function test: no open, no short circuit, no intermittent			
			Dimensions are in millimeters. Tolerances: < 1.0: ± 0.1 mm 1.0 to 10.0: ± 0.2 mm > 10.0: ± 0.3 mm	Description: Connector, dc jack 5.5x2.5 mm, PCB mount, 90°, silver plated, thru hole	Size: A	Part number: 54-00128	
					Scale: 5:1		Sheet 2 of 2