



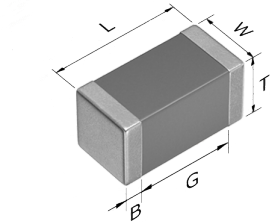


Product Status	Production
TDK Item Description	CGA3E3C0G2E101JT****
Applications	Automotive Grade
Feature	AEC-Q200AEC-Q200 MidMid Voltage (100 to 630V)
Series	CGA3(1608) [EIA 0603]
Brand	TDK
Environmental Compliance	<div><div>RoHS</div><div>REACH</div><div>Halogen Free</div><div>Lead Free</div></div>



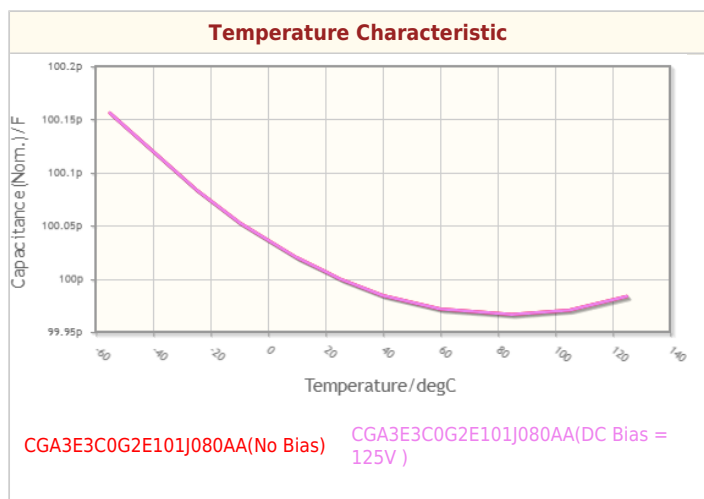
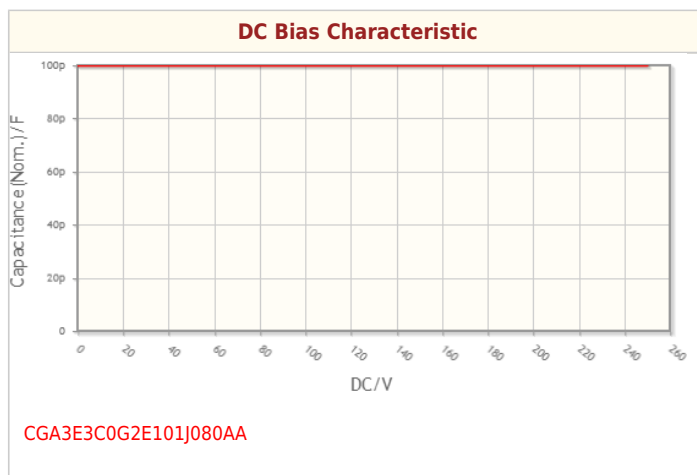
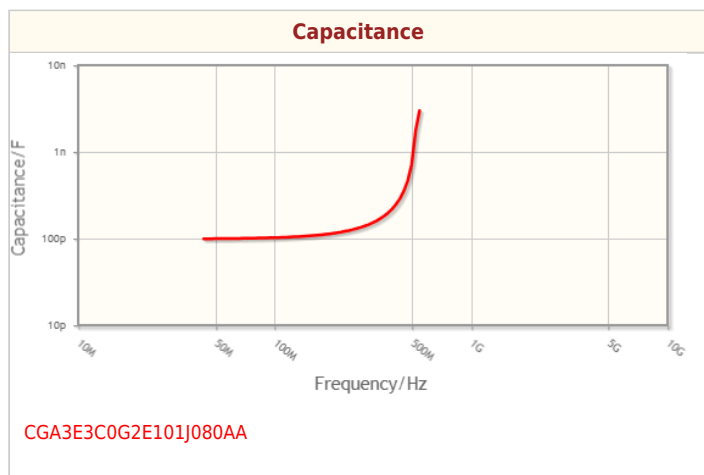
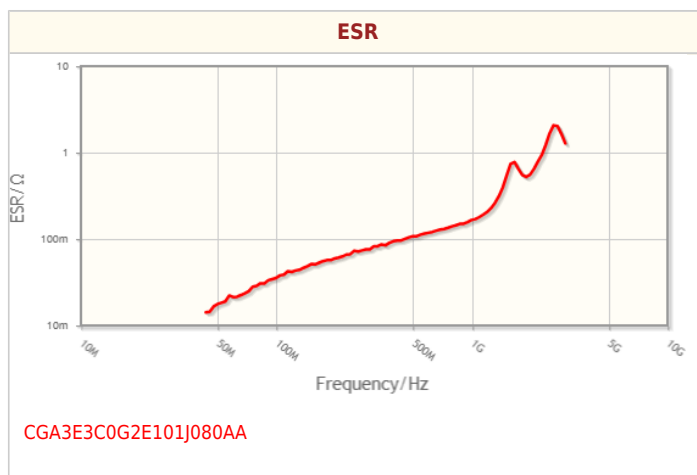
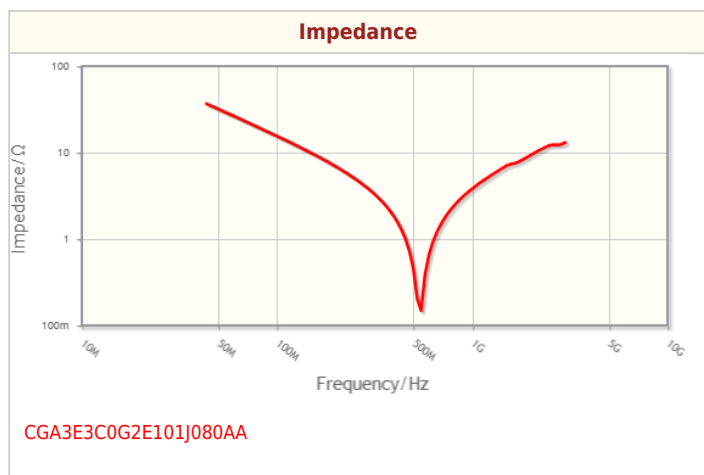
Size	
Length(L)	1.60mm ±0.10mm
Width(W)	0.80mm ±0.10mm
Thickness(T)	0.80mm ±0.10mm
Terminal Width(B)	0.20mm Min.
Terminal Spacing(G)	0.30mm Min.
Recommended Land Pattern (PA)	0.70mm to 1.00mm(Flow Soldering)
	0.60mm to 0.80mm(Reflow Soldering)
Recommended Land Pattern (PB)	0.80mm to 1.00mm(Flow Soldering)
	0.60mm to 0.80mm(Reflow Soldering)
Recommended Land Pattern (PC)	0.60mm to 0.80mm(Flow Soldering)
	0.60mm to 0.80mm(Reflow Soldering)

Electrical Characteristics	
Capacitance	100pF ±5%
Rated Voltage	250VDC
Temperature Characteristic	C0G(0±30ppm/°C)
Q (Min.)	1000
Insulation Resistance (Min.)	10000MΩ

Other	
Operating Temp. Range	-55 to 125°C
Soldering Method	Wave (Flow)
	Reflow
AEC-Q200	YES
Packing	Punched (Paper)Taping [180mm Reel]
Package Quantity	4000pcs

! Images are for reference only and show exemplary products.  
! This PDF document was created based on the data listed on the TDK Corporation website.  
! All specifications are subject to change without notice.

## Characteristic Graphs(This is reference data, and does not guarantee the products characteristics.)



# Associated Images

