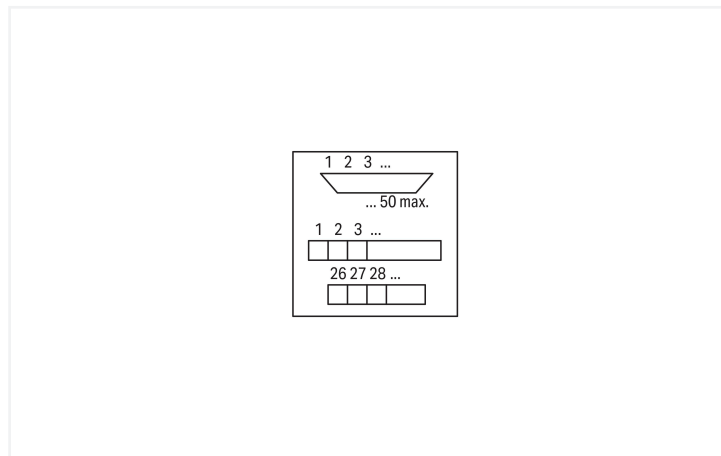


Data Sheet | Item Number: 289-549

Interface module; with solder pin; Male connector; 50-pole; Mating connector with solder connection; Vertical mounting; PCB terminal blocks, triple-row; in mounting carrier; 2,50 mm²



<https://www.wago.com/289-549>



Similar to illustration

Notes

Safety Information

Notice! Accessible live parts! Protection against accidental contact must be provided by the system installer, e.g., using a WAGO 709 Series Cover (see "Accessories") or a similar cover. The installation guidelines must be followed for each specific application.

Electrical data

Operating voltage	≤ 125 VAC/VDC
Nominal current	2 A
Contact resistance (max.)	30 mΩ

Safety and protection

Rated Voltage	125 V
Pollution degree	2
Protection type	IP00
Dielectric strength (channel/channel) (AC, 1 min.)	0.75 kVrms
Insulation type	Functional insulation

Connection Data

Performance level	2 / 200 mating cycles
Strain relief	UNC 4-40 stud bolt

Connection 1

Pluggable connector	D-subminiature male connector
Pole number 1	50
Connection type	System
Note (conductor cross-section)	12 AWG: THHN, THWN
Mating direction	vertical

Connection 2

Design	PCB terminal blocks (triple-row)
Pole number	50
Connection type	Field
Connection technology	CAGE CLAMP®
WAGO connector	WAGO 236 Series
Solid conductor	0.08 ... 2.5 mm ² / 28 ... 12 AWG
Fine-stranded conductor	0.08 ... 2.5 mm ² / 28 ... 12 AWG
Strip length	5 ... 6 mm / 0.2 ... 0.24 inches

Physical data

Width	94 mm / 3.701 inches
Height	85 mm / 3.346 inches
Depth from upper-edge of DIN-rail	34 mm / 1.339 inches

Mechanical data

Mounting type	DIN-35 rail
Housing design	Mounting carrier

Material data

Contact material (connector)	Au over Ni
Fire load	0.998 MJ
Weight	123 g

Environmental requirements

Ambient temperature (operation)	-20 ... +50 °C
Ambient temperature (storage)	-40 ... +70 °C
Relative humidity	≤ 85 % (non-condensing)

Standards and Specifications

Standards/specifications	EN 61010-2-201
--------------------------	----------------

Commercial data

Product Group	6 (INTERFACE ELECTRONIC)
PU (SPU)	4 (1) pcs
Packaging type	Box
Country of origin	DE
GTIN	4045454322779
Customs tariff number	85366990990

Product Classification	
UNSPSC	39121421
eCl@ss 10.0	27-14-11-52
eCl@ss 9.0	27-14-11-52
ETIM 9.0	EC002780
ETIM 10.0	EC002780
ECCN	NO US CLASSIFICATION

Environmental Product Compliance	
RoHS Compliance Status	Compliant,With Exemption
RoHS Exemption	6(c)
SCIP notification number (Austria)	fce59caa-8605-437a-bb4e-b7b2984f08ea
SCIP notification number (Belgium)	ce097219-59e2-46c5-a0fe-1e6db5626ab2
SCIP notification number (Bulgaria)	9a7b3033-cf81-4382-97bb-0376b37e1fb9
SCIP notification number (Czech Republic)	dc1eddd7-0b1f-4b64-9d34-f620dd0cf606
SCIP notification number (Denmark)	a97d6c4c-7fb5-42f0-8e69-0f9ab9764430
SCIP notification number (Finland)	0cfa19da-d0bb-47d3-afd9-a6db89a5fada
SCIP notification number (France)	e21335a4-783b-4b97-a5b6-39e33c295401
SCIP notification number (Germany)	6326bb9f-73f8-4d65-9ba5-4ae622e164bb
SCIP notification number (Hungary)	34c6725a-46c5-4332-8652-90742fc37fb5
SCIP notification number (Italy)	51e0154d-8f1e-41c2-8050-97e3d6f33dc3
SCIP notification number (Netherlands)	1918f7fe-6245-4942-bd17-551945470aa5
SCIP notification number (Poland)	2cf482d2-038b-4e47-81d8-ef7aba2f4924
SCIP notification number (Romania)	805329a6-9362-4de8-a83f-f3f29d741763
SCIP notification number (Sweden)	0fa78354-eab2-4667-a49b-1ddefcbcf444

Approvals / Certificates

General approvals			Declarations of conformity and manufacturer's declarations		
Approval	Standard	Certificate Name	Approval	Standard	Certificate Name
cURus Underwriters Laboratories Inc.	UL 508	E175199 Vol.2 Sec.1	EU-Declaration of Conformity WAGO GmbH & Co. KG	-	-
EAC GZO Almaty Standart	TP TC 004/2011	EAC CoC 03084	UK-Declaration of Conformity WAGO GmbH & Co. KG	-	-

Downloads

Environmental Product Compliance	
Compliance Search	
Environmental Product Compliance 289-549	↓

Documentation

Bid Text			
289-549	06.02.2015	doc 26.00 KB	↓

Instruction Leaflet			
Operation and Assembly Instructions Interface	V 1.0.0 02.04.2025	pdf 1246.19 KB	↓

CAD/CAE-Data

CAD data
2D/3D Models 289-549 ↓

CAE data
EPLAN Data Portal 289-549 ↓
WSCAD Universe 289-549 ↓
ZUKEN Portal 289-549 ↓

1 Compatible Products

1.1 Optional Accessories

1.1.1 Marking

1.1.1.1 Marking strip



Item No.: 709-196

Marking strips; for laser printer; translucent

Item No.: 709-177

Marking strips; on reel; 7.5 mm wide; not stretchable; plain; snap-on type; translucent

Item No.: 709-178

Marking strips; on reel; 7.5 mm wide; not stretchable; plain; snap-on type; white

1.1.2 Tool

1.1.2.1 Operating tool




Item No.: 210-720


Operating tool; Blade: 3.5 x 0.5 mm; with a partially insulated shaft; multicoloured

Installation Notes

Conductor termination




Conductor termination – screwdriver actuation parallel to conductor entry




Conductor termination – screwdriver actuation perpendicular to conductor entry

Installation



Snapping a module onto DIN-rail.



Removing a module from the DIN-rail.