



ATTENTION
OBSERVE PRECAUTIONS
FOR HANDLING
ELECTROSTATIC
DISCHARGE
SENSITIVE
DEVICES

Part Number: APFA3010SURKCGKQBDC

Hyper Red
Green
Blue

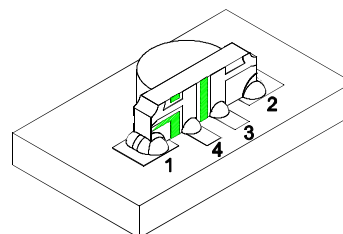
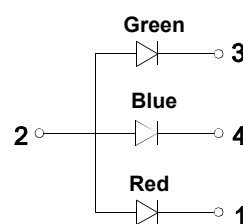
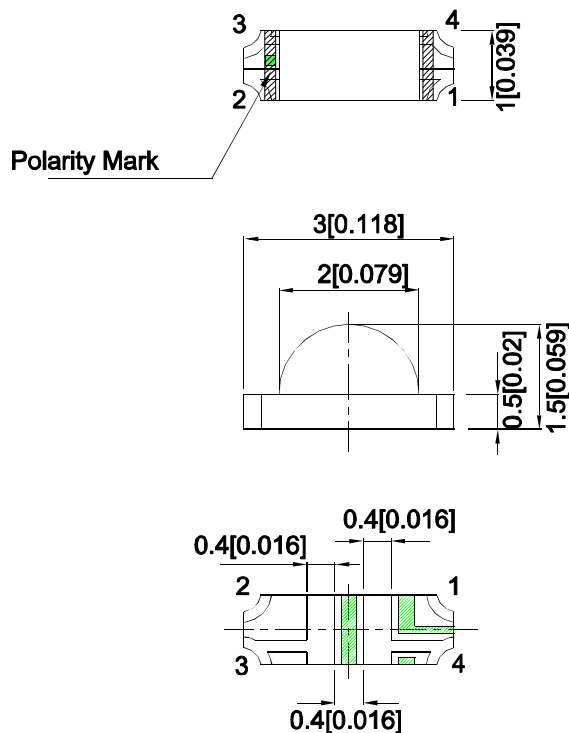
Features

- 3.0x1.5x1.0mm right angle SMD LED, 1.0mm thickness.
- Low power consumption.
- Wide viewing angle.
- Ideal for backlight and indicator.
- Package : 2000pcs / reel.
- Moisture sensitivity level : level 3.
- Tinned pads for improved solderability.
- RoHS compliant.

Descriptions

- The Hyper Red source color devices are made with AlGaInP on GaAs substrate Light Emitting Diode.
- The Green source color devices are made with AlGaInP on GaAs substrate Light Emitting Diode.
- The Blue source color devices are made with InGaN Light Emitting Diode.
- Electrostatic discharge and power surge could damage the LEDs.
- It is recommended to use a wrist band or anti-electrostatic glove when handling the LEDs.
- All devices, equipments and machineries must be electrically grounded.

Package Dimensions



Notes:

1. All dimensions are in millimeters (inches).
2. Tolerance is $\pm 0.2(0.008)$ unless otherwise noted.
3. The specifications, characteristics and technical data described in the datasheet are subject to change without prior notice.
4. The device has a single mounting surface. The device must be mounted according to the specifications.



Selection Guide

| Part No. | Emitting Color (Material) | Lens Type | Iv (mcd) [2] @ 20mA | | Viewing Angle [1] |
|---------------------|---------------------------|-------------|------------------------|------|----------------------|
| | | | Min. | Typ. | 2θ1/2 |
| APFA3010SURKCGKQBDC | Hyper Red (AlGaInP) | Water Clear | 120 | 220 | 120° |
| | | | *55 | *80 | |
| | Green (AlGaInP) | | 20 | 45 | |
| | | | *20 | *45 | |
| | Blue (InGaN) | | 40 | 70 | |
| | | | *40 | *70 | |

Notes:

1. θ1/2 is the angle from optical centerline where the luminous intensity is 1/2 of the optical peak value.

2. Luminous intensity / luminous Flux: +/-15%.

* Luminous intensity value is traceable to the CIE127-2007 compliant national standards.

Electrical / Optical Characteristics at TA=25°C

| Symbol | Parameter | Emitting Color | Typ. | Max. | Units | Test Conditions |
|--------|--------------------------|----------------------------|--------------------|-----------------|-------|-----------------|
| λpeak | Peak Wavelength | Hyper Red Green Blue | 645 574 460 | | nm | IF=20mA |
| λD [1] | Dominant Wavelength | Hyper Red Green Blue | 630 570 465 | | nm | IF=20mA |
| Δλ1/2 | Spectral Line Half-width | Hyper Red Green Blue | 28 20 25 | | nm | IF=20mA |
| C | Capacitance | Hyper Red Green Blue | 35 15 100 | | pF | VF=0V;f=1MHz |
| VF [2] | Forward Voltage | Hyper Red Green Blue | 1.95 2.1 3.3 | 2.5 2.5 4 | V | IF=20mA |
| IR | Reverse Current | Hyper Red Green Blue | | 10 10 50 | uA | VR=5V |

Notes:

1. Wavelength: +/-1nm.

2. Forward Voltage: +/-0.1V.

3. Wavelength value is traceable to the CIE127-2007 compliant national standards.

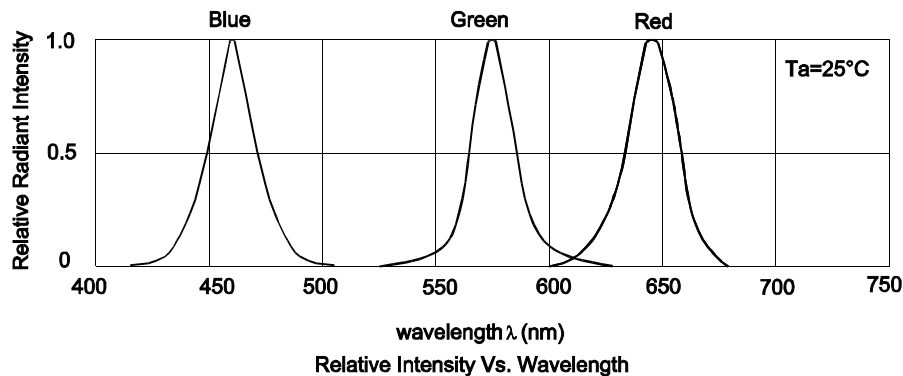
4. Excess driving current and / or operating temperature higher than recommended conditions may result in severe light degradation or premature failure.

Absolute Maximum Ratings at TA=25°C

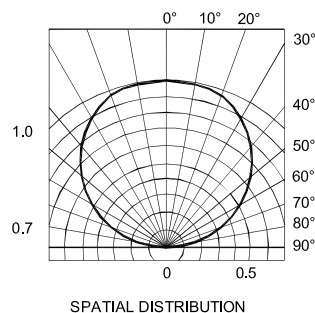
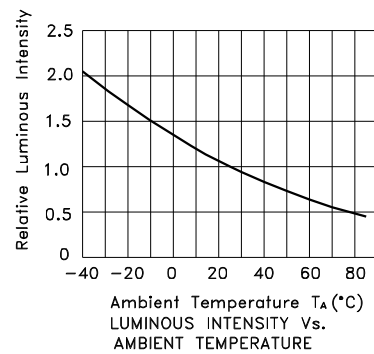
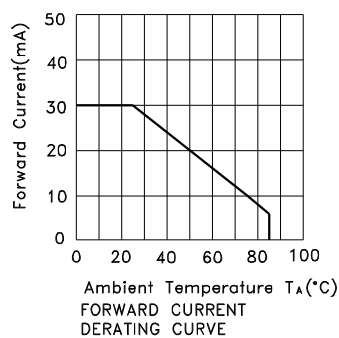
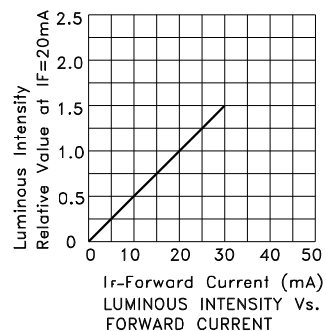
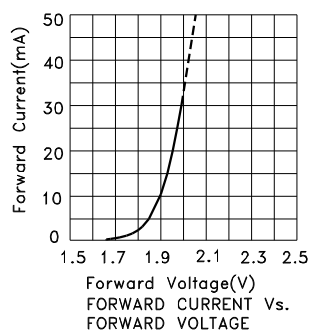
| Parameter | Hyper Red | Green | Blue | Units |
|---|----------------|-------|------|-------|
| Power dissipation | 75 | 75 | 120 | mW |
| DC Forward Current | 30 | 30 | 30 | mA |
| Peak Forward Current [1] | 185 | 150 | 150 | mA |
| Electrostatic Discharge Threshold (HBM) | 3000 | 3000 | 250 | V |
| Reverse Voltage | 5 | | | V |
| Operating Temperature | -40°C To +85°C | | | |
| Storage Temperature | -40°C To +85°C | | | |

Notes:

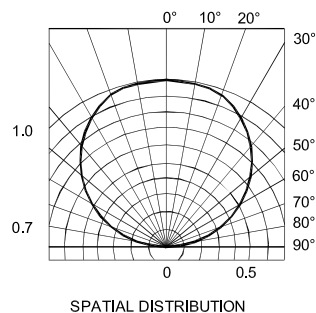
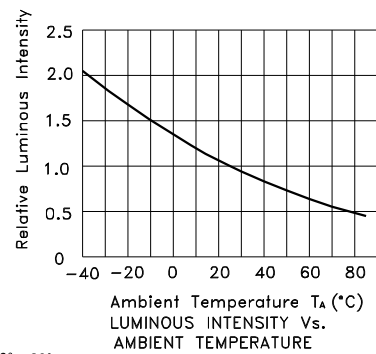
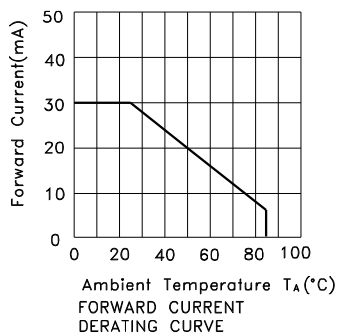
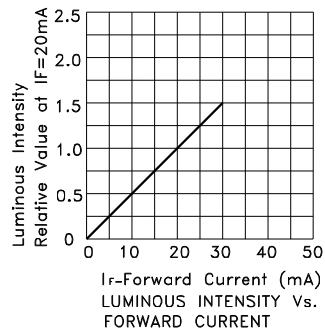
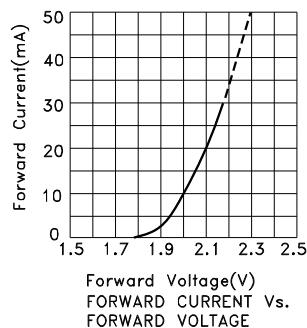
1. 1/10 Duty Cycle, 0.1ms Pulse Width.



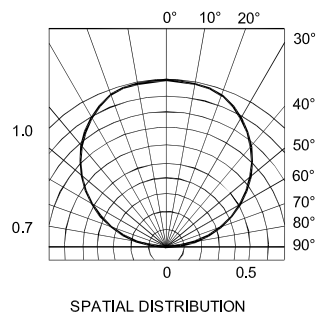
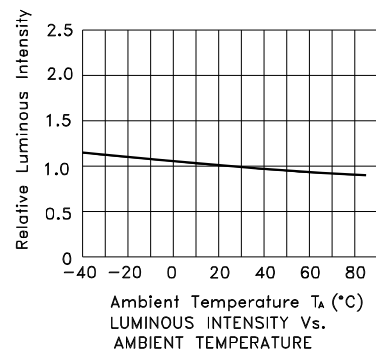
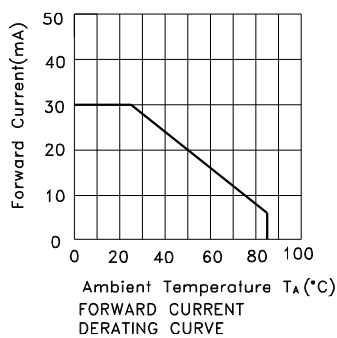
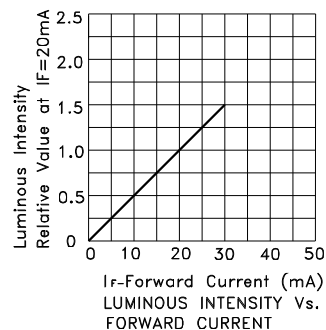
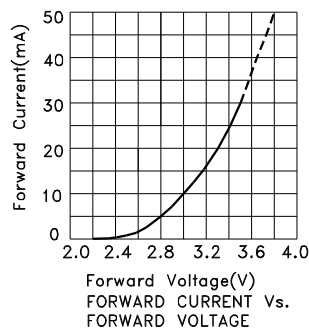
APFA3010SURKCGKQBDC Hyper Red



Green



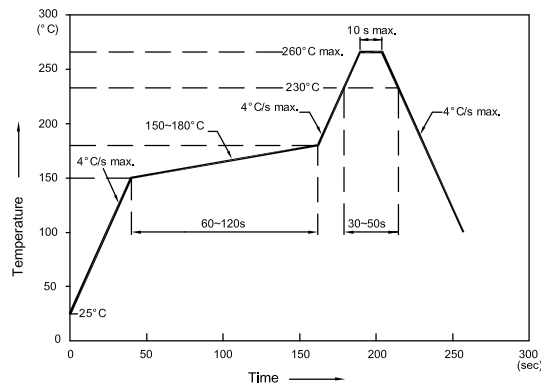
Blue



APFA3010SURKCGKQBDC

Reflow soldering is recommended and the soldering profile is shown below.
Other soldering methods are not recommended as they might cause damage to the product.

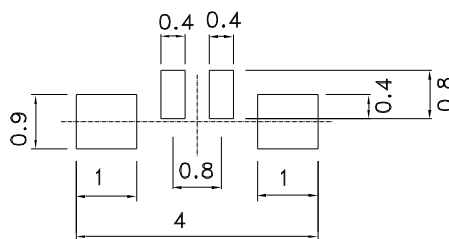
Reflow Soldering Profile For Lead-free SMT Process.



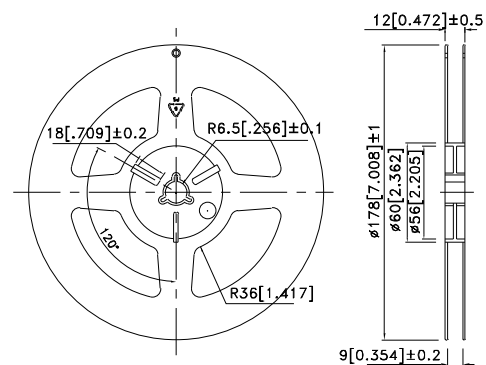
NOTES:

1. We recommend the reflow temperature 245°C(+/-5°C). The maximum soldering temperature should be limited to 260°C.
2. Don't cause stress to the epoxy resin while it is exposed to high temperature.
3. Number of reflow process shall be 2 times or less.

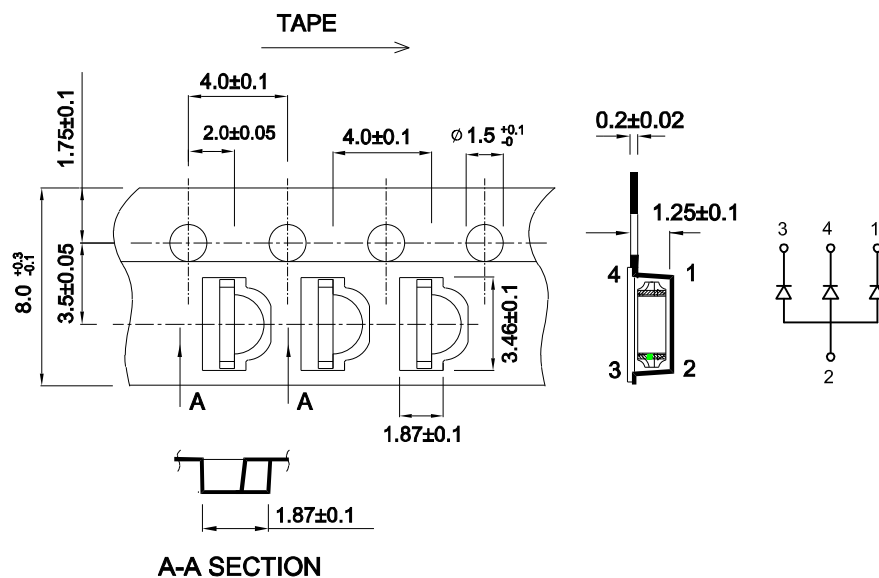
Recommended Soldering Pattern (Units : mm; Tolerance: ± 0.1)



Reel Dimension

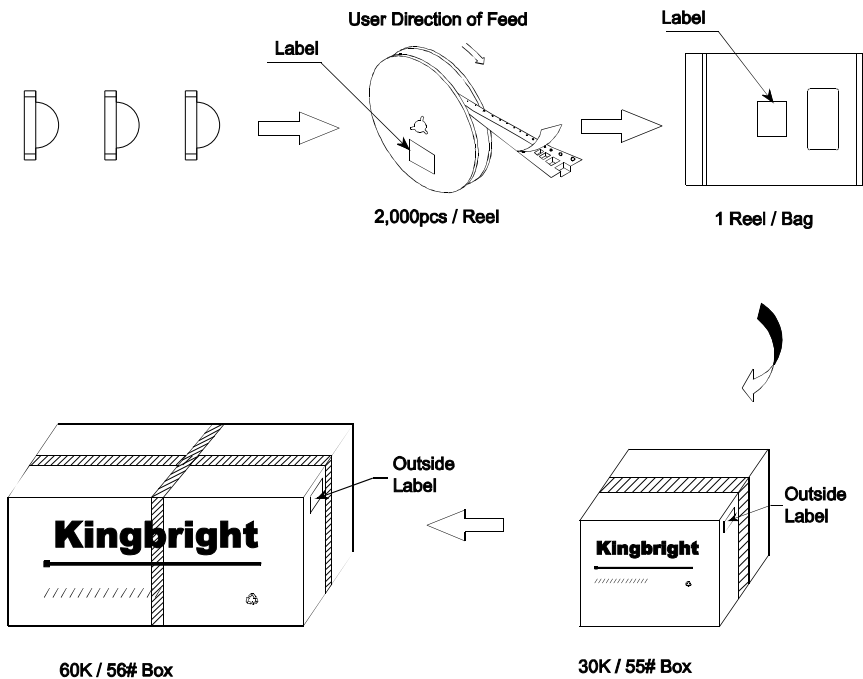



Tape Dimensions (Units : mm)



PACKING & LABEL SPECIFICATIONS

APFA3010SURKCGKQBDC



| | |
|---|---|
| Kingbright | |
| P/NO: APFA3010xxx | |
| QTY: 2,000 pcs | Q.C. |
| S/N: XXXX | Q.C. xxxxxxx PASSED |
| CODE: XXX | |
| LOT NO: | |
|  | |
| RoHS Compliant | |

Terms and conditions for the usage of this document

1. The information included in this document reflects representative usage scenarios and is intended for technical reference only.
2. The part number, type, and specifications mentioned in this document are subject to future change and improvement without notice. Before production usage customer should refer to the latest datasheet for the updated specifications.
3. When using the products referenced in this document, please make sure the product is being operated within the environmental and electrical limits specified in the datasheet. If customer usage exceeds the specified limits, Kingbright will not be responsible for any subsequent issues.
4. The information in this document applies to typical usage in consumer electronics applications. If customer's application has special reliability requirements or have life-threatening liabilities, such as automotive or medical usage, please consult with Kingbright representative for further assistance.
5. The contents and information of this document may not be reproduced or re-transmitted without permission by Kingbright.
6. All design applications should refer to Kingbright application notes available at <http://www.KingbrightUSA.com/ApplicationNotes>