

Evaluation Board - 915/868/433 MHz: LPWA/ISM Multiband Chip Antenna

ACR1504I3-EVB

Request Samples



Check Inventory



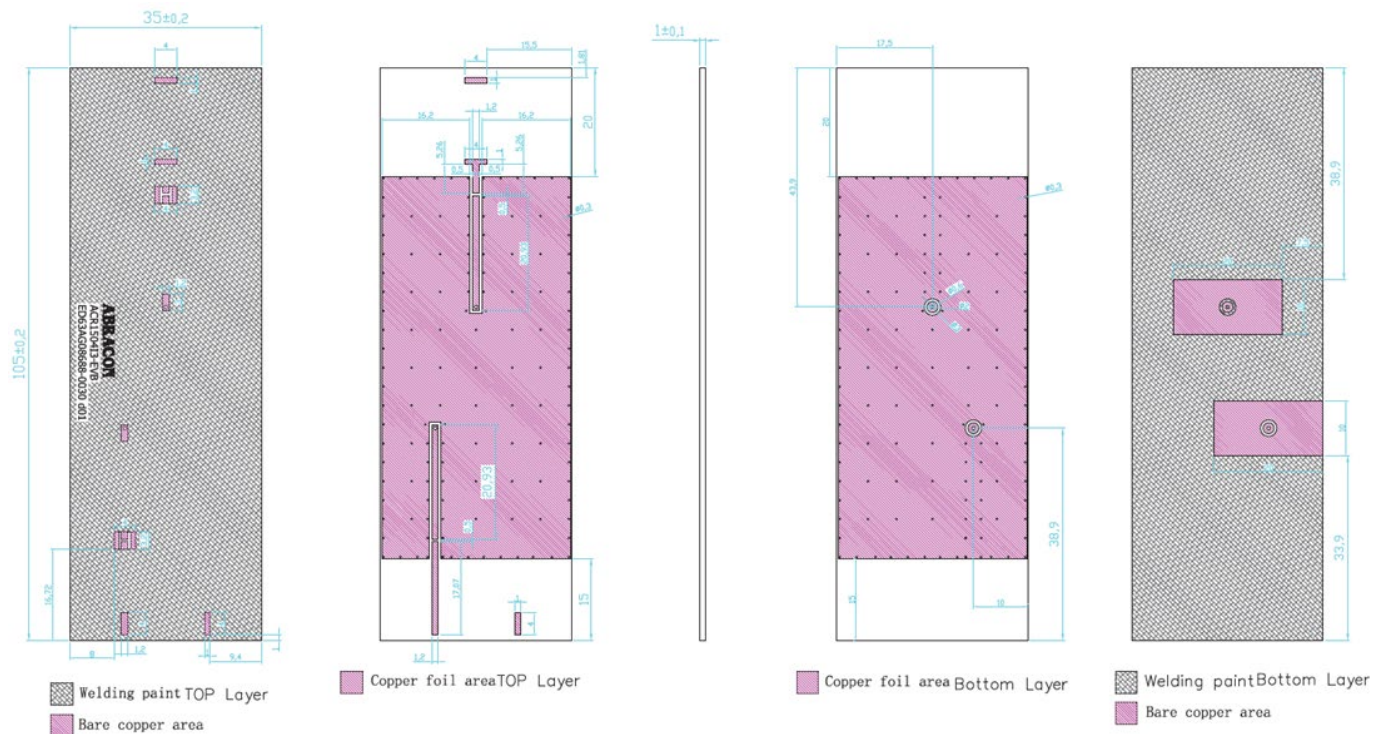
105 x 35 x 1 mm
RoHS/RoHS II Compliant
MSL Level = N/A

Description

ACR1504I3-EVB Evaluation boards are designed to provide a means to facilitate engineering evaluation of the chip antenna: ACR1504I3. With a typical operating frequencies of 915/868/433 MHz, the chip can be used for 915/868/433 MHz LPWA/ISM applications.

To evaluate the performance of antenna, calibrate the Vector Network analyzer (VNA) for the testing frequency band and connect the evaluation board to the calibrated port using the given SMA connector on the board.

Evaluation Board and Dimensions & Marking



Note: Evaluation Board dimension: 105 x 35 x 1 mm

Unit: mm



5101 Hidden Creek Ln Spicewood TX 78669
Phone: 512-371-6159 | Fax: 512-351-8858
For terms and conditions of sales, please visit:
www.abracon.com

REVISED: 09-13-21

ABRACON IS
ISO9001-2015
CERTIFIED

Evaluation Board - 915/868/433 MHz: LPWA/ISM Multiband Chip Antenna

ACR1504I3-EVB

Request Samples



Check Inventory



105 x 35 x 1 mm

RoHS/RoHS II Compliant

MSL Level = N/A

Part Number Builder

ACR1504I3 - EVB -



Code	Operating Frequency
S (Standard)	915 MHz
A	868 MHz
B	433 MHz

Example Configurations :

Part Number	Operating Frequency	Configuration
ACR1504I3-EVB-S	915 MHz	EVB tuned to operate at 915 MHz as center frequency (Standard)
ACR1504I3-EVB-A	868 MHz	EVB tuned to operate at 868 MHz as center frequency

Note :

- For the standard part number (ACR1504I3-EVB-S), please refer to the packaging at the end of the document.
- For custom configurations (ACR1504I3-EVB-), MOQs, pricing and packaging changes may be applicable.



5101 Hidden Creek Ln Spicewood TX 78669
Phone: 512-371-6159 | Fax: 512-351-8858
For terms and conditions of sales, please visit:
www.abracon.com

REVISED: 09-13-21

ABRACON IS
ISO9001-2015
CERTIFIED

Evaluation Board - 915/868/433 MHz: LPWA/ISM Multiband Chip Antenna

ACR1504I3-EVB

Request Samples

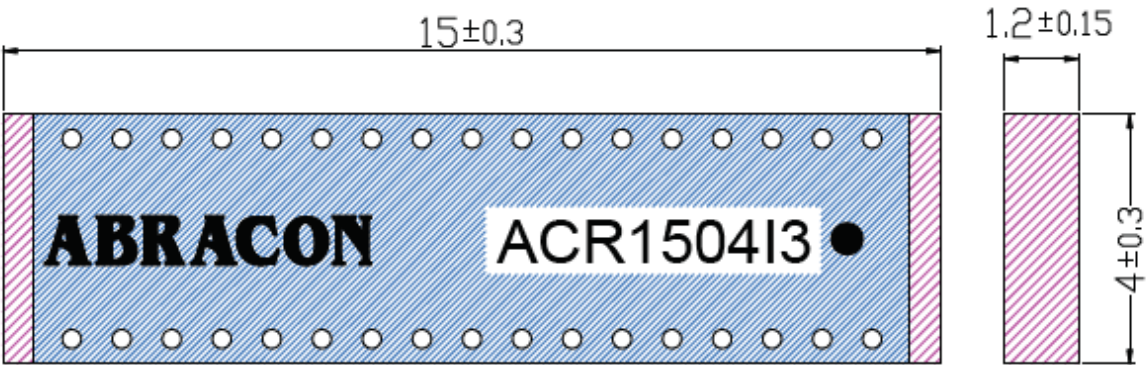


Check Inventory



105 x 35 x 1 mm
RoHS/RoHS II Compliant
MSL Level = N/A

Chip Antenna Dimension



Unit: mm

Evaluation Board - 915/868/433 MHz: LPWA/ISM Multiband Chip Antenna

ACR1504I3-EVB

Request Samples



Check Inventory

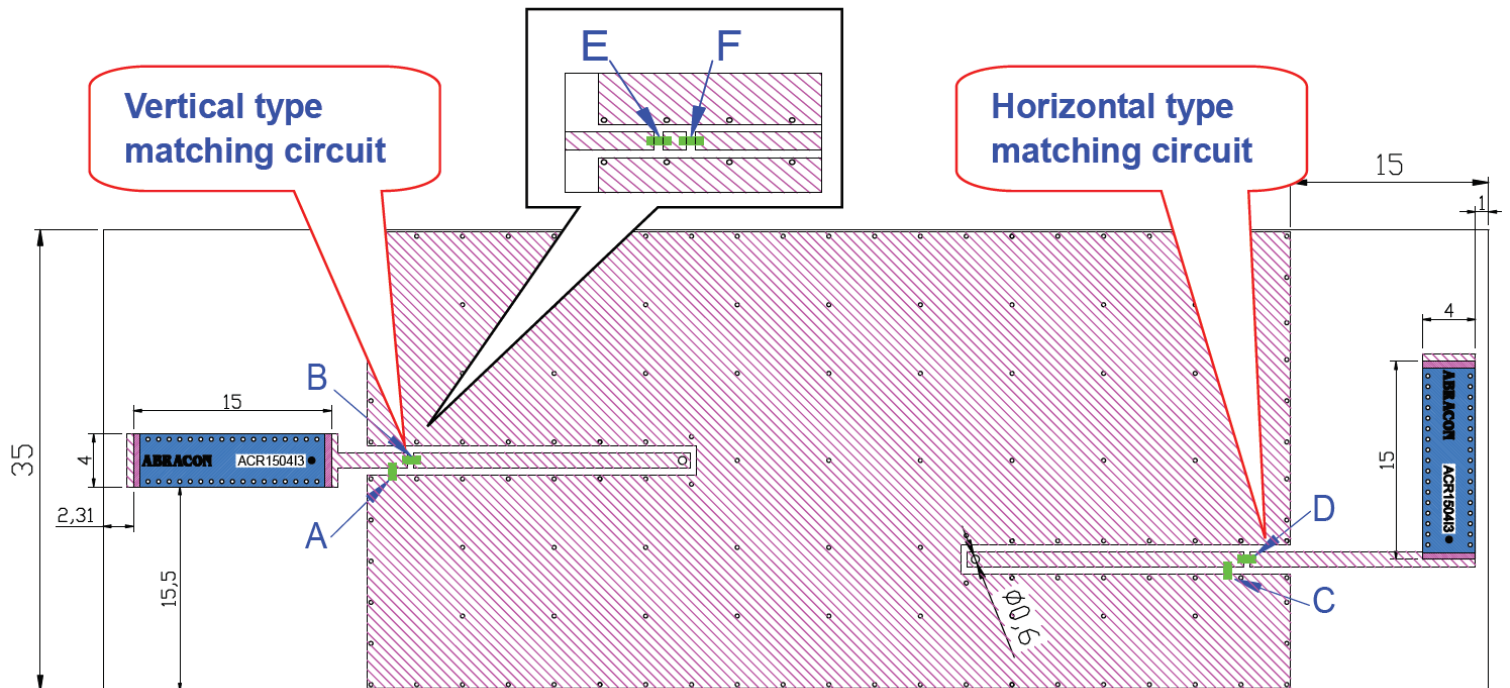


105 x 35 x 1 mm

RoHS/RoHS II Compliant

MSL Level = N/A

Matching Network on EVB



Frequency	915 MHz		868 MHz		433 MHz	
Vertical Type (Ant 1)	A = 12 nH	B = 33 nH	A = 0.5 pF	B = 5.6 pF	E = 82 nH	F = 15 nH
Horizontal Type (Ant 2)	C = 6.8 nH	D = 4.7 nH	D = 1.5 pF		D = 91 nH	

Note:

1. Desired metal/ground clearance area: 35 x 15 mm for antenna 1 & 35 x 20 mm for antenna 2.
2. Width of the 50 Ω line is designed in accordance with the PCB thickness and material considered
3. Matching network provided is in accordance with the EVB layout and matching will differ in the actual customer PCB depending on the layout

ATTENTION: Abracon LLC's products are COTS – Commercial-Off-The-Shelf products; suitable for Commercial, Industrial and, where designated, Automotive Applications. Abracon's products are not specifically designed for Military, Aviation, Aerospace, Life-dependent Medical applications or any application requiring high reliability where component failure could result in loss of life and/or property. For applications requiring high reliability and/or presenting an extreme operating environment, written consent and authorization from Abracon LLC is required. Please contact Abracon LLC for more information.



5101 Hidden Creek Ln Spicewood TX 78669
 Phone: 512-371-6159 | Fax: 512-351-8858
 For terms and conditions of sales, please visit:
www.abracon.com

REVISED: 09-13-21

ABRACON IS
 ISO9001-2015
 CERTIFIED