


MLF2012E120JT000



Applications	Commercial Grade
Feature	<p> No Directivity</p> <p> Multilayer</p> <p> Magnetic Shield</p> <p> Ferrite Core</p>
Series Type	MLF
Status	Production
Brand	TDK



Size	
Length(L)	2.00mm ±0.20mm
Width(W)	1.25mm ±0.20mm
Thickness Height	1.25mm ±0.20mm
Recommended Land Pattern (A)	0.80mm Nom.
Recommended Land Pattern (B)	1.00mm Nom.
Recommended Land Pattern (C)	1.20mm Nom.

Electrical Characteristics	
Inductance	12µH ±5% at 2MHz
Rated Current (L Change) [Typ.]	
Rated Current (L Change) [Max.]	15mA
Rated Current (Temperature Rise) [Typ.]	
Rated Current (Temperature Rise) [Max.]	
DC Resistance [Typ.]	500mΩ
DC Resistance [Max.]	900mΩ
Rated Voltage [Max.]	
Self Resonant Frequency [Min.]	25MHz
Self Resonant Frequency [Typ.]	45MHz
Q [Min.]	50 at 2MHz
Q [Typ.]	75 at 2MHz

Other	
Operating Temp. Range (Including Self-Temp. Rise)	-55 to 125°C
Soldering Method	Reflow Iron Soldering
AEC-Q200	NO
Packing	Embossed (Plastic)Taping [180mm Reel]

! Images are for reference only and show exemplary products.
! This PDF document was created based on the data listed on the TDK Corporation website.
! All specifications are subject to change without notice.

MLF2012E120JT000



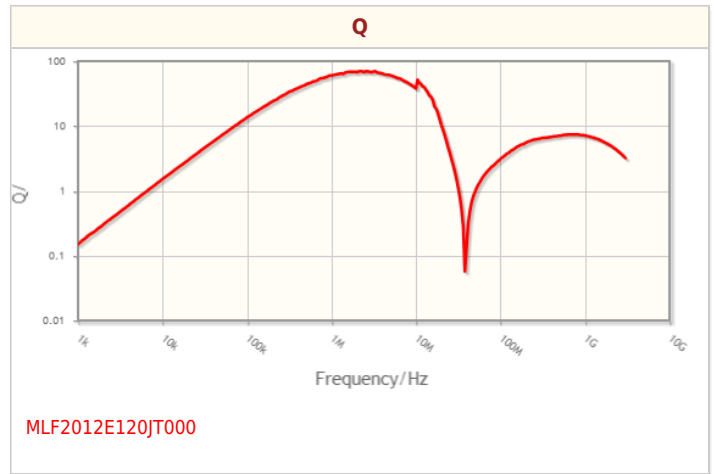
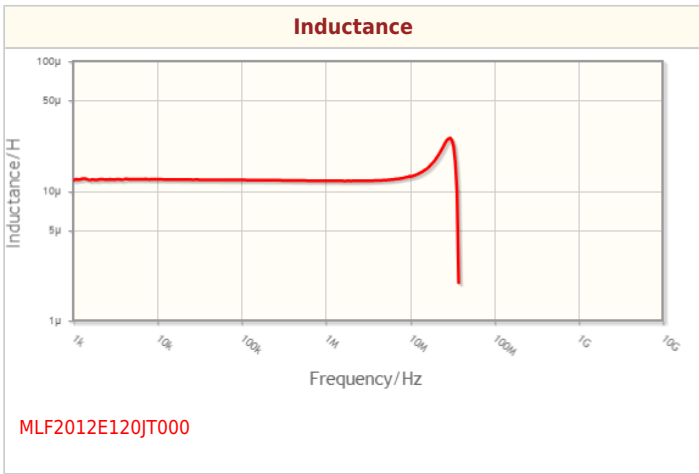
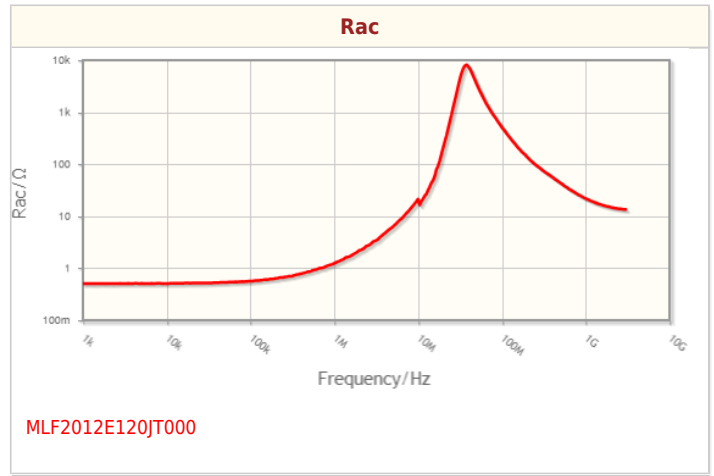
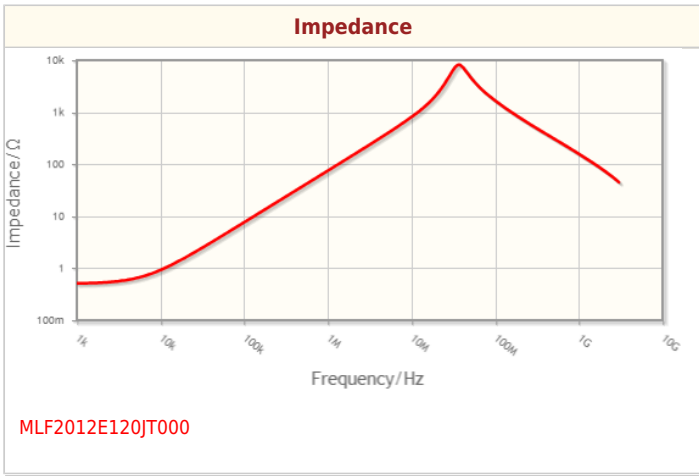
Package Quantity	2000pcs
------------------	---------

Weight	0.014g
--------	--------

MLF2012E120JT000



Characteristic Graphs(This is reference data, and does not guarantee the products characteristics.)



! Images are for reference only and show exemplary products.
! This PDF document was created based on the data listed on the TDK Corporation website.
! All specifications are subject to change without notice.

MLF2012E120JT000



Associated Images

