

UK 10 N RD - Feed-through terminal block



3022315

<https://www.phoenixcontact.com/us/products/3022315>

Please be informed that the data shown in this PDF document is generated from our online catalog. Please find the complete data in the user documentation. Our general terms of use for downloads are valid.



Feed-through terminal block, nom. voltage: 800 V, nominal current: 57 A, number of connections: 2, number of positions: 1, connection method: Screw connection, Rated cross section: 10 mm², cross section: 0.5 mm² - 16 mm², mounting type: NS 35/7,5, NS 35/15, color: red

Commercial data

| | |
|--------------------------------------|---------------|
| Item number | 3022315 |
| Packing unit | 50 pc |
| Minimum order quantity | 50 pc |
| Sales key | BE12 |
| Product key | BE1211 |
| GTIN | 4017918433390 |
| Weight per piece (including packing) | 17.22 g |
| Weight per piece (excluding packing) | 16.312 g |
| Customs tariff number | 85369010 |
| Country of origin | IN |

UK 10 N RD - Feed-through terminal block



3022315

<https://www.phoenixcontact.com/us/products/3022315>

Technical data

Product properties

| | |
|-----------------------|-----------------------------|
| Product type | Feed-through terminal block |
| Product family | UK |
| Number of positions | 1 |
| Number of connections | 2 |
| Number of rows | 1 |

Insulation characteristics

| | |
|----------------------|-----|
| Overvoltage category | III |
| Degree of pollution | 3 |

Electrical properties

| | |
|---|--------|
| Rated surge voltage | 8 kV |
| Maximum power dissipation for nominal condition | 1.82 W |

Connection data

| | |
|---------------------------------|--------------------|
| Number of connections per level | 2 |
| Nominal cross section | 10 mm ² |

Level 1 above 1 below 1

| | |
|---|--|
| Connection method | Screw connection |
| Screw thread | M4 |
| Tightening torque | 1.5 ... 1.8 Nm |
| Stripping length | 10 mm |
| Internal cylindrical gage | B6 |
| Connection in acc. with standard | IEC 60947-7-1 |
| Conductor cross-section rigid | 0.5 mm ² ... 16 mm ² |
| Cross section AWG | 20 ... 6 (converted acc. to IEC) |
| Conductor cross-section flexible | 0.5 mm ² ... 10 mm ² |
| Conductor cross-section, flexible [AWG] | 20 ... 8 (converted acc. to IEC) |
| Conductor cross-section flexible (ferrule without plastic sleeve) | 0.5 mm ² ... 10 mm ² |
| Flexible conductor cross-section (ferrule with plastic sleeve) | 0.5 mm ² ... 6 mm ² |
| Cross-section with insertion bridge, rigid | 10 mm ² |
| Cross-section with insertion bridge, flexible | 10 mm ² |
| 2 conductors with same cross section, solid | 0.5 mm ² ... 4 mm ² |
| 2 conductors with same cross section, flexible | 0.5 mm ² ... 4 mm ² |
| 2 conductors with same cross section, flexible, with ferrule without plastic sleeve | 0.5 mm ² ... 2.5 mm ² |
| 2 conductors with the same cross section, flexible, with TWIN ferrule with plastic sleeve | 0.5 mm ² ... 6 mm ² |
| Nominal current | 57 A |
| Maximum load current | 76 A (with 16 mm ² conductor cross-section) |
| Nominal voltage | 800 V |

UK 10 N RD - Feed-through terminal block



3022315

<https://www.phoenixcontact.com/us/products/3022315>

| | |
|-----------------------|--------------------|
| Nominal cross section | 10 mm ² |
|-----------------------|--------------------|

Dimensions

| | |
|--------------------|---------|
| Width | 10.2 mm |
| End cover width | 1.8 mm |
| Height | 42.5 mm |
| Depth on NS 32 | 52.3 mm |
| Depth on NS 35/7,5 | 47.3 mm |
| Depth on NS 35/15 | 54.8 mm |

Material specifications

| | |
|--|----------------|
| Color | red (RAL 3001) |
| Flammability rating according to UL 94 | V0 |
| Insulating material group | I |
| Insulating material | PA |
| Static insulating material application in cold | -60 °C |
| Relative insulation material temperature index (Elec., UL 746 B) | 125 °C |

Electrical tests

Surge voltage test

| | |
|-----------------------|-------------|
| Test voltage setpoint | 9.8 kV |
| Result | Test passed |

Temperature-rise test

| | |
|---|--------------------------------|
| Requirement temperature-rise test | Increase in temperature ≤ 45 K |
| Result | Test passed |
| | Test passed |
| Short-time withstand current 10 mm ² | 1.2 kA |
| Result | Test passed |

Power-frequency withstand voltage

| | |
|-----------------------|-------------|
| Test voltage setpoint | 2 kV |
| Result | Test passed |

Mechanical properties

Mechanical data

| | |
|-----------------|-----|
| Open side panel | Yes |
|-----------------|-----|

Mechanical tests

Mechanical strength

| | |
|--------|-------------|
| Result | Test passed |
|--------|-------------|

Attachment on the carrier

| | |
|-------------------------|-------------|
| DIN rail/fixing support | NS 32/NS 35 |
|-------------------------|-------------|

UK 10 N RD - Feed-through terminal block



3022315

<https://www.phoenixcontact.com/us/products/3022315>

| | |
|---------------------|-------------|
| Test force setpoint | 5 N |
| Result | Test passed |

Test for conductor damage and slackening

| | |
|--------------------------------|------------------------------|
| Rotation speed | 10 (+/- 2) rpm |
| Revolutions | 135 |
| Conductor cross-section/weight | 0.5 mm ² / 0.3 kg |
| | 10 mm ² / 2 kg |
| | 16 mm ² / 2.9 kg |
| Result | Test passed |

Environmental and real-life conditions

Needle-flame test

| | |
|------------------|-------------|
| Time of exposure | 30 s |
| Result | Test passed |

Oscillation/broadband noise

| | |
|------------------------|--|
| Specification | DIN EN 50155 (VDE 0115-200):2022-06 |
| Spectrum | Long life test category 2, bogie-mounted |
| Frequency | $f_1 = 5 \text{ Hz}$ to $f_2 = 250 \text{ Hz}$ |
| ASD level | 6.12 (m/s ²) ² /Hz |
| Acceleration | 3.12g |
| Test duration per axis | 5 h |
| Test directions | X-, Y- and Z-axis |
| Result | Test passed |

Shocks

| | |
|--------------------------------|-------------------------------------|
| Specification | DIN EN 50155 (VDE 0115-200):2008-03 |
| Pulse shape | Half-sine |
| Acceleration | 30g |
| Shock duration | 18 ms |
| Number of shocks per direction | 3 |
| Test directions | X-, Y- and Z-axis (pos. and neg.) |
| Result | Test passed |

Ambient conditions

| | |
|--|--|
| Ambient temperature (operation) | -60 °C ... 110 °C (Operating temperature range incl. self-heating; for max. short-term operating temperature, see RTI Elec.) |
| Ambient temperature (storage/transport) | -25 °C ... 60 °C (for a short time, not exceeding 24 h, -60 °C to +70 °C) |
| Ambient temperature (assembly) | -5 °C ... 70 °C |
| Ambient temperature (actuation) | -5 °C ... 70 °C |
| Permissible humidity (operation) | 20 % ... 90 % |
| Permissible humidity (storage/transport) | 30 % ... 70 % |

Standards and regulations

UK 10 N RD - Feed-through terminal block



3022315

<https://www.phoenixcontact.com/us/products/3022315>

| | |
|----------------------------------|---------------|
| Connection in acc. with standard | IEC 60947-7-1 |
|----------------------------------|---------------|

Mounting

| | |
|---------------|-----------|
| Mounting type | NS 35/7,5 |
| | NS 35/15 |

UK 10 N RD - Feed-through terminal block





3022315


<https://www.phoenixcontact.com/us/products/3022315>


Approvals


To download certificates, visit the product detail page: <https://www.phoenixcontact.com/us/products/3022315>

|  CSA Approval ID: 13631 | | | | |
|--|-----------------------|-----------------------|-------------------|----------------------|
| | Nominal voltage U_N | Nominal current I_N | Cross section AWG | Cross section mm^2 |
| B | 600 V | 65 A | 24 - 6 | - |
| C | 600 V | 65 A | 24 - 6 | - |

|  IECEE CB Scheme Approval ID: NL-39959 | | | | |
|---|-----------------------|-----------------------|-------------------|----------------------|
| | Nominal voltage U_N | Nominal current I_N | Cross section AWG | Cross section mm^2 |
| keine | 800 V | 57 A | - | - 10 |

|  cULus Recognized Approval ID: E60425 | | | | |
|--|-----------------------|-----------------------|-------------------|----------------------|
| | Nominal voltage U_N | Nominal current I_N | Cross section AWG | Cross section mm^2 |
| B | 600 V | 65 A | 24 - 6 | - |
| C | 600 V | 65 A | 24 - 6 | - |
| F | 800 V | 65 A | 24 - 6 | - |

|  KEMA-KEUR Approval ID: 71-119849 | | | | |
|--|-----------------------|-----------------------|-------------------|----------------------|
| | Nominal voltage U_N | Nominal current I_N | Cross section AWG | Cross section mm^2 |
| keine | 800 V | 57 A | - | - 10 |


|  GL Approval ID: 98876-96 HH | | | | |
|---|-----------------------|-----------------------|-------------------|----------------------|
| | Nominal voltage U_N | Nominal current I_N | Cross section AWG | Cross section mm^2 |
| keine | | | | |
| EEx e II part certificate | 690 V | 57 A | - | - 10 |


UK 10 N RD - Feed-through terminal block




3022315

<https://www.phoenixcontact.com/us/products/3022315>

|  cUL Recognized Approval ID: E192998 | | | | |
|---|-----------------------|-----------------------|-------------------|-----------------------------|
| | Nominal voltage U_N | Nominal current I_N | Cross section AWG | Cross section mm^2 |
| keine | | | | |
| | 600 V | 65 A | 24 - 6 | - |

|  EAC Ex Approval ID: KZ 7500525010101950 | | | | |
|---|--|--|--|--|
|---|--|--|--|--|

|  UL Recognized Approval ID: E192998 | | | | |
|--|-----------------------|-----------------------|-------------------|-----------------------------|
| | Nominal voltage U_N | Nominal current I_N | Cross section AWG | Cross section mm^2 |
| keine | | | | |
| | 600 V | 65 A | 24 - 6 | - |

UK 10 N RD - Feed-through terminal block



3022315

<https://www.phoenixcontact.com/us/products/3022315>

Classifications

ECLASS

| | |
|-------------|----------|
| ECLASS-13.0 | 27250101 |
| ECLASS-15.0 | 27250101 |

ETIM

| | |
|----------|----------|
| ETIM 9.0 | EC000897 |
|----------|----------|

UNSPSC

| | |
|-------------|----------|
| UNSPSC 21.0 | 39121400 |
|-------------|----------|

UK 10 N RD - Feed-through terminal block



3022315

<https://www.phoenixcontact.com/us/products/3022315>

Environmental product compliance

EU RoHS

| | |
|---|--------------------|
| Fulfills EU RoHS substance requirements | Yes, No exemptions |
|---|--------------------|

China RoHS

| | |
|--|--|
| Environment friendly use period (EFUP) | EFUP-E |
| | No hazardous substances above the limits |

EU REACH SVHC

| | |
|-------------------------------------|----------------------------|
| REACH candidate substance (CAS No.) | No substance above 0.1 wt% |
|-------------------------------------|----------------------------|

Phoenix Contact 2025 © - all rights reserved
<https://www.phoenixcontact.com>

Phoenix Contact USA
586 Fulling Mill Road
Middletown, PA 17057, United States
(+717) 944-1300
info@phoenixcon.com