EMC Components **Chip Beads**

MPZ1608Y221BTA00 Chip Beads

Applications Commercial Grade

Feature Power Power Line

Series MPZ Series / MPZ1608 Type

Status Production

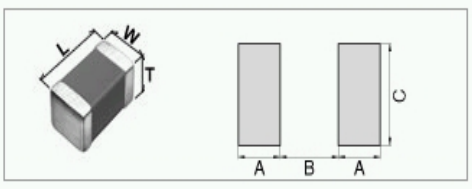

Lead Free | Halogen Free | REACH | RoHS COMPLIANT

PDF file of this page
Buy Now (Distributor Inventory Check)
Contact

Size

Length(L)	1.60mm +/-0.15mm
Width(W)	0.80mm +/-0.15mm
Thickness(T)	0.80mm +/-0.15mm
Recommended Land Pattern (A)	0.60mm Nom.
Recommended Land Pattern (B)	0.80mm Nom.
Recommended Land Pattern (C)	0.80mm Nom.

Electrical Characteristics

Impedance at 100MHz	220Ω +/-25%
Rated Current	1.5A
DC Resistance [Max.]	100mΩ

Other

Operating Temp. Range (Including Self-Temp. Rise)	-55 to 125degC
Soldering Method	Reflow, Iron Soldering
AEC Q200	No
Packing	Punched (Paper)Taping [180mm Reel]
Package Quantity	4000Pcs Min.
Weight	0.004g

Documents
Catalog
RoHS Certificate
REACH Certificate
Product Lineup
FAQ
Guidebook for EMC

Design Tools
S-parameter
SPICE Netlist(Simple)
SPICE Netlist(Precision) Request
Components Characteristics Viewer

Characteristic Graphs (This is reference data, and does not guarantee the product's characteristics.)

Impedance-R-X

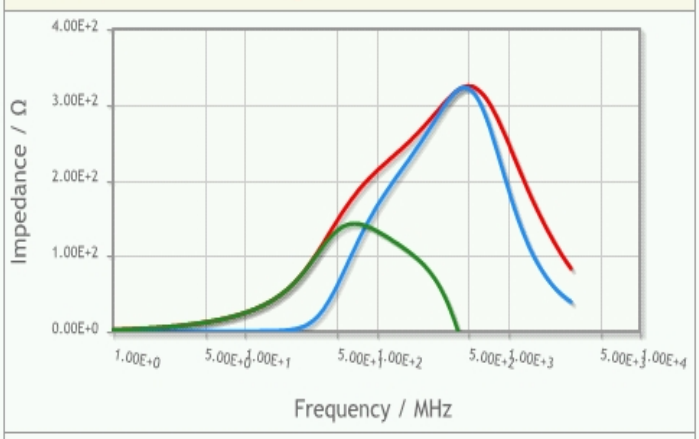

MPZ1608Y221BTA00(|Z|) MPZ1608Y221BTA00(R) MPZ1608Y221BTA00(X)

Zoom

Impedance

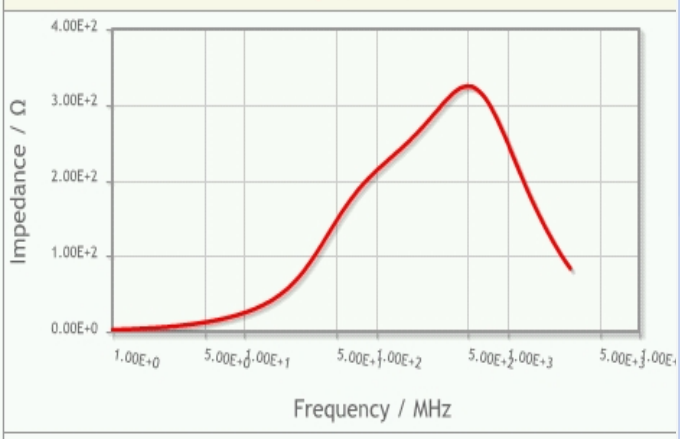

MPZ1608Y221BTA00

Zoom

Temperature Rise by DC

no data available

Zoom

Derating

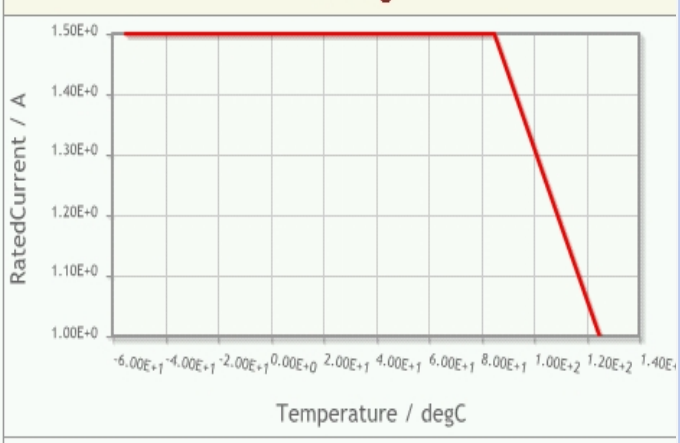

MPZ1608Y221BTA00

Zoom

Copyright(c) 1996-2015 TDK Corporation. All rights reserved.
Downloaded from Arrow.com.