



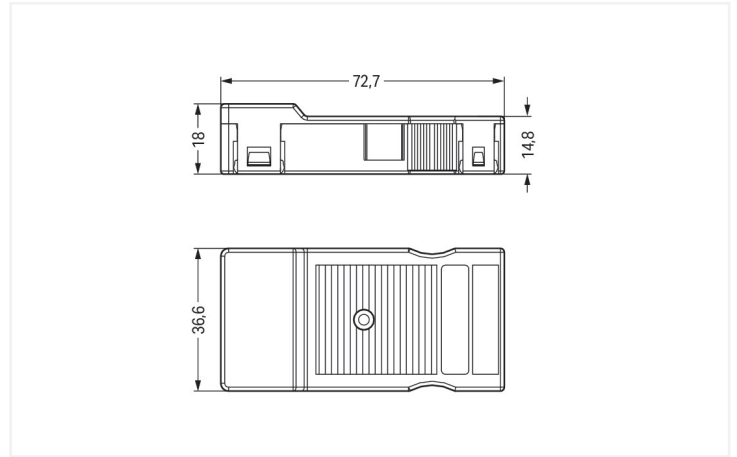
Data Sheet | Item Number: 770-513/021-000

Strain relief housing; 3-pole; for 1 cable; 9.0 ... 13.0 mm; 71 mm; white

<https://www.wago.com/770-513/021-000>



Color: ■ white



Dimensions in mm

Strain relief housing *WINSTA*® MIDI 3-pole

The strain relief housing from the *WINSTA*® MIDI product line guarantees you the greatest flexibility in electrical installation. A comprehensive range of accessories complements the *WINSTA*® product line from WAGO. The *WINSTA*® MIDI product line allows maximum flexibility for the installation. With its Push-in *CAGE CLAMP*® spring pressure connection technology, it guarantees time-saving, error-free installation and offers customization and flexibility for meeting an enormous variety of installation requirements. The strip length is 71 mm.

Push-in *CAGE CLAMP*® spring pressure connection technology – pluggable installation instead of laborious screw connections!

The *WINSTA*® Pluggable Connection System is ideally tailored to the very strict requirements of building installation. It makes electrical installation pluggable, and consequently more efficient, even more reliable, and error-free. Using this pre-assembled system decreases time spent on assembly and installation errors at the construction site. Enjoy the benefits of the pluggable version of our maintenance-free spring pressure connection technology too! Plan your installation with with protection against mismatching from WAGO.

- simple circuits
- quick replacement of defective units during ongoing operation

Notes

General safety information

NOTICE: Observe installation and safety instructions!

1. Only to be used by a qualified electrician or by a person electrically instructed for the task (EIP per DIN VDE 0105-100).
2. Do not install while energized or under load.
3. Use only for its intended purpose.
4. Observe applicable national regulations, standards and directives.
5. Observe the technical specifications of the products.
6. Ensure correct polarity assignment.
7. Do not use damaged or contaminated components.
8. Observe conductor types, conductor cross-sections, strip lengths and cable diameters.
9. Insert conductors up to the stop.
10. Use only with locking lever and strain relief.
11. Use original accessories only.

To be sold only with installation instructions!

Connection Data

Connection 1

Pole number	3
Connectable sheathed cable diameter	9 ... 13 mm
Strip length (outer insulation)	71 mm

Physical data

Pin spacing	10 mm / 0.394 inches
Width	34.6 mm / 1.362 inches
Height	15 mm / 0.591 inches
Depth	50 mm / 1.969 inches

Mechanical data

Screw tightening torque	0.5 Nm
-------------------------	--------

Material data

Note (material data)	Information on material specifications can be found here
Color	white
Insulation material (main housing)	Polyamide (PA66)
Flammability class per UL94	V0
Fire load	0.378 MJ
Weight	15.5 g

Environmental requirements

Processing temperature	-5 ... +40 °C
Continuous operating temperature	-35 ... +85 °C
Note on continuous operating temperature	Insulating parts for temperatures ≤ 105 °C

Commercial data

PU (SPU)	25 pcs
Packaging type	Box
Country of origin	DE
GTIN	4045454026226
Customs tariff number	39269097900

Product Classification

UNSPSC	39121722
eCl@ss 10.0	27-44-06-92
eCl@ss 9.0	27-44-06-92
ETIM 9.0	EC002863
ETIM 10.0	EC002863
ECCN	NO US CLASSIFICATION

Environmental Product Compliance

RoHS Compliance Status	Compliant, No Exemption
------------------------	-------------------------

Approvals / Certificates

General approvals **Approvals for marine applications**



Approval	Standard	Certificate Name
cURus Underwriters Laboratories Inc.	UL 1977	E45171



Approval	Standard	Certificate Name
LR Lloyds Register	IEC 61984	LR22429487TA

Downloads





Environmental Product Compliance

Compliance Search	
Environmental Product Compliance 770-513/021-000	↓

Documentation

Bid Text			
770-513/021-000	19.02.2019	xml 2.84 KB	↓
770-513/021-000	04.12.2014	doc 24.00 KB	↓

CAD/CAE-Data

CAD data	CAE data
2D/3D Models 770-513/021-000 	EPLAN Data Portal 770-513/021-000 
	WSCAD Universe 770-513/021-000 
	ZUKEN Portal 770-513/021-000 

1 Compatible Products

1.1 Optional Accessories

1.1.1 Marking

1.1.1.1 Marking strip



Item No.: 210-333

Marking strips; as a DIN A4 sheet; Strip width 6 mm; Strip length 182 mm; plain; Self-adhesive; white