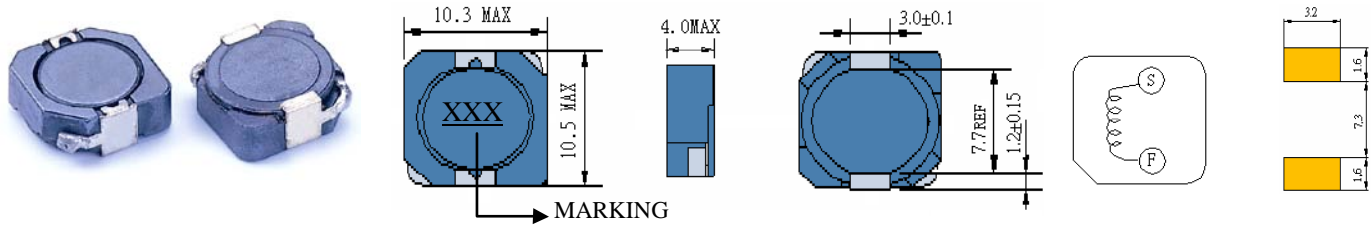


# SCRH104R

## SMD POWER INDUCTORS



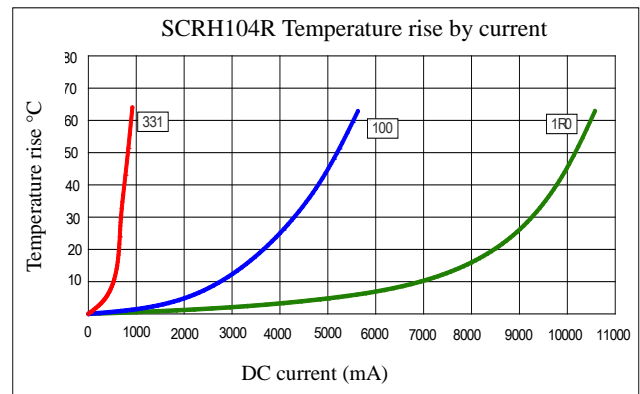
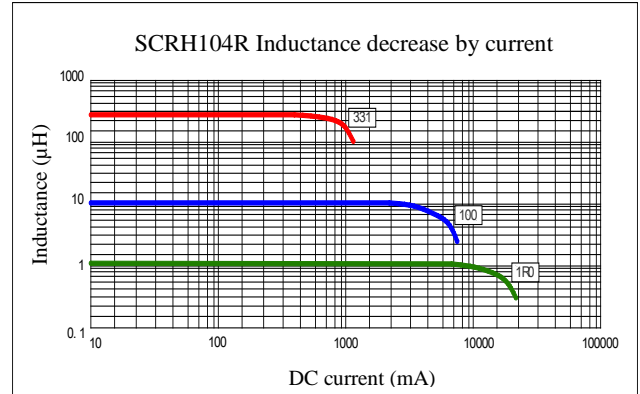
### • Features

1. Magnetically shielded construction
2. Excellent Power Density
3. Engineered to Provide High Efficiency

## ELECTRICAL CHARACTERISTICS



Part Number	Inductance (uH) (1)	Test Frequency	DC Resistance (Ω MAX) (2)	Saturation Current (3) (A)	Temperature Current (4) (A)
SCRH104R-1R0	1.0	100KHZ	8.1m	10.1	9.00
SCRH104R-1R5	1.5	100KHZ	8.1m	10.0	10.0
SCRH104R-2R5	2.5	100KHZ	10m	7.50	7.50
SCRH104R-3R3	3.3	100KHZ	15m	7.00	6.70
SCRH104R-3R8	3.8	100KHZ	15m	6.00	6.00
SCRH104R-4R7	4.7	100KHZ	22m	5.80	5.40
SCRH104R-5R2	5.2	100KHZ	22m	5.70	5.10
SCRH104R-5R8	5.8	100KHZ	22m	5.50	4.84
SCRH104R-7R0	7.0	100KHZ	27m	4.80	4.59
SCRH104R-100	10	100KHZ	35m	4.40	4.36
SCRH104R-150	15	100KHZ	50m	3.60	3.10
SCRH104R-220	22	100KHZ	73m	2.90	2.70
SCRH104R-330	33	100KHZ	117m	2.30	2.10
SCRH104R-470	47	100KHZ	128m	2.10	1.90
SCRH104R-680	68	100KHZ	265m	1.50	1.42
SCRH104R-101	100	100KHZ	304m	1.35	1.25
SCRH104R-151	150	100KHZ	506m	1.15	0.93
SCRH104R-221	220	100KHZ	756 m	0.92	0.70
SCRH104R-331	330	100KHZ	1.09	0.70	0.63



- (1). Inductance tolerance  $\pm 30\%$  tested at 0.25V, 0ADC and 25°C
- (2). DCR measured at 25°C.
- (3). The DC current at which the inductance decreases by 35% from its initial value.
- (4). The DC current that results in a 40°C temperature rise from 25°C ambient.

[Click here for QUANTITY PER REEL & PACKING INFORMATION](#)

Custom versions available upon request.

© 2019 Signal Transformer – Specification subject to change without notice. 12.19



[belfuse.com/signal](http://belfuse.com/signal)

128 Atlantic Avenue, Lynbrook, NY 11563  
Toll Free 866-239-5777 • Tel 516-239-5777 • Fax 516-239-7208  
[Sales@signaltransformer.com](mailto:Sales@signaltransformer.com) • [techhelp@signaltransformer.com](mailto:techhelp@signaltransformer.com)