


Pin strip - PST 1,0/10-3,5 - 1945177

Please be informed that the data shown in this PDF Document is generated from our Online Catalog. Please find the complete data in the user's documentation. Our General Terms of Use for Downloads are valid (<http://phoenixcontact.com/download>)

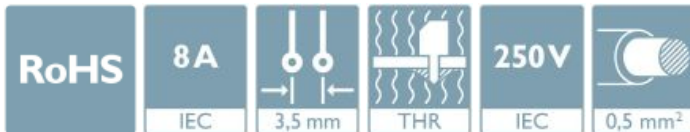


The figure shows a 10-position version of the product


Pin strip, nominal cross section: 0.5 mm², color: black, nominal current: 8 A (depends on the plug used), rated voltage (III/2): 250 V, contact surface: Tin, type of contact: Male connector, Number of potentials: 10, Number of rows: 1, Number of positions per row: 10, number of connections: 10, product range: PST 1,0/...-V, pitch: 3.5 mm, mounting: THR soldering, pin layout: Linear pinning, solder pin [P]: 3.8 mm, plug-in system: COMBICON COMPACT PST 1, Locking: without, type of packaging: packed in cardboard, The maximum current depends on the plug used. The lower of the two current values apply for plug and pin strip. The pin strip is made of highly temperature resistant plastic and is thus suitable for the reflow process.

Your advantages

- ✓ Suitable for wave and reflow soldering processes
- ✓ Optimum pin geometry for all COMBICON pin strip connectors



Key Commercial Data

Packing unit	1 pc
Minimum order quantity	100 pc
GTIN	 4 017918 883348
GTIN	4017918883348
Weight per Piece (excluding packing)	1.212 g
Custom tariff number	85366930
Country of origin	Germany

Technical data

Item properties

Brief article description	Pin strip
Plug-in system	COMBICON COMPACT PST 1
Type of contact	Male connector
Range of articles	PST 1,0/...-V
Pitch	3.5 mm

Pin strip - PST 1,0/10-3,5 - 1945177

Technical data

Item properties

Number of positions	10
Mounting type	THR soldering
Pin layout	Linear pinning
Locking	without
Number of levels	1
Number of connections	10
Number of potentials	10

Electrical parameters

Nominal current	8 A
Nom. voltage	250 V
Rated voltage (III/3)	160 V
Rated voltage (III/2)	250 V
Rated voltage (II/2)	250 V
Rated surge voltage (III/3)	2.5 kV
Rated surge voltage (III/2)	2.5 kV
Rated surge voltage (II/2)	2.5 kV

Material data - contact

Note	WEEE/RoHS-compliant, free of whiskers according to IEC 60068-2-82/ JEDEC JESD 201
Contact material	Cu alloy
Surface characteristics	Tin-plated
Metal surface contact area (top layer)	Tin (3 - 5 µm Sn)
Metal surface contact area (middle layer)	Nickel (1 - 3 µm Ni),
Metal surface soldering area (top layer)	Tin (3 - 5 µm Sn)
Metal surface soldering area (middle layer)	Nickel (1 - 3 µm Ni)

Material data - housing

Housing color	black (9005)
Insulating material	PA
Insulating material group	IIIa
CTI according to IEC 60112	600
Flammability rating according to UL 94	V0
Glow wire flammability index GWFI according to EN 60695-2-12	850
Glow wire ignition temperature GWIT according to EN 60695-2-13	775
Temperature for the ball pressure test according to EN 60695-10-2	270 °C

Dimensions for the product

Pin strip - PST 1,0/10-3,5 - 1945177

Technical data

Dimensions for the product

Caption	Schematische Abbildung - weitere Details siehe Produktfamilienzeichnung im Download Center
Length [l]	2.8 mm
Width [w]	35 mm
Height [h]	13 mm
Pitch	3.5 mm
Height (without solder pin)	9.2 mm
Solder pin [P]	3.8 mm
Pin dimensions	ø 1 mm

Dimensions for PCB design

Hole diameter	1.2 mm
---------------	--------

Packaging information

Type of packaging	packed in cardboard
Pieces per package	100
Denomination packing units	Pcs.

Ambient conditions

Ambient temperature (storage/transport)	-40 °C ... 70 °C
Ambient temperature (assembly)	-5 °C ... 100 °C
Ambient temperature (operation)	-40 °C ... 100 °C (dependent on the derating curve)

Air clearances and creepage distances

Clearances and creepage distances	IEC 60664-1:2007-04
Specification	IEC 60664-1:2007-04
Minimum clearance - inhomogeneous field (III/3)	1.5 mm
Minimum clearance - inhomogeneous field (III/2)	1.5 mm
Minimum clearance - inhomogeneous field (II/2)	1.5 mm
Minimum creepage distance value (III/3)	2.5 mm
Minimum creepage distance value (III/2)	2.5 mm
Minimum creepage distance value (II/2)	2.5 mm

Current carrying capacity / derating curves

Caption	Derating curve for: PTDA 1,5/...-PH-3,5 with PST 1,0/...-3,5
---------	--

Mechanical tests (A)

Test specification	IEC 61984
Insertion strength per pos. approx.	6 N
Withdraw strength per pos. approx.	5 N
Contact holder in insert requirements >20 N	Test passed

Pin strip - PST 1,0/10-3,5 - 1945177

Technical data

Durability tests (B)

Specification	IEC 60512-5:1992-08
Contact resistance R_1	1.8 m Ω
Insertion/withdrawal cycles	10
Contact resistance R_2	1.9 m Ω
Impulse withstand voltage at sea level	2.95 kV

Thermal tests (C)

Specification	IEC 60512-5-1:2002-02
Number of positions	16
Upper limiting temperature requirements <100 °C	Test passed

Climatic tests (D)

Specification	ISO 6988:1985-02
Cold stress	-40 °C/2 h
Thermal stress	100 °C/168 h
Corrosive stress	0.2 dm ³ SO ₂ on 300 dm ³ /40 °C/1 cycle
Impulse withstand voltage at sea level	2.95 kV
Power-frequency withstand voltage	1.39 kV

Environmental and durability tests (E)

Specification	IEC 61984:2001-06
Result, degree of protection, IP code	Finger safety with IP20 test finger

Standards and Regulations

Connection in acc. with standard	EN-VDE
	CUL
Flammability rating according to UL 94	V0

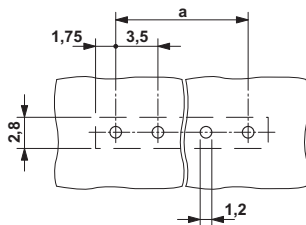
Environmental Product Compliance

China RoHS	Environmentally friendly use period: unlimited = EFUP-e
	No hazardous substances above threshold values

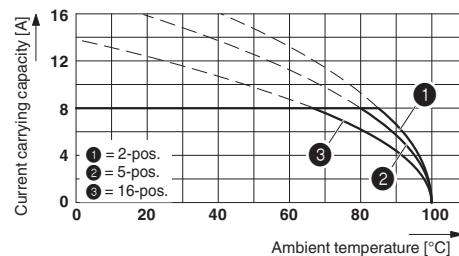
Drawings

Pin strip - PST 1,0/10-3,5 - 1945177

Drilling diagram

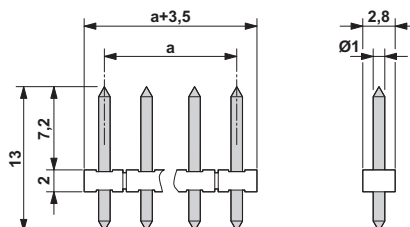


Diagram



Derating curve for: PTDA 1,5/...-PH-3,5 with PST 1,0/...-3,5

Dimensional drawing



Classifications

eCl@ss

eCl@ss 10.0.1	27440402
eCl@ss 11.0	27460201
eCl@ss 4.0	27260700
eCl@ss 4.1	27260700
eCl@ss 5.0	27260700
eCl@ss 5.1	27260700
eCl@ss 6.0	27260700
eCl@ss 7.0	27440402
eCl@ss 8.0	27440402
eCl@ss 9.0	27440402

ETIM

ETIM 3.0	EC001121
ETIM 4.0	EC002637
ETIM 5.0	EC002637
ETIM 6.0	EC002637
ETIM 7.0	EC002637

Pin strip - PST 1,0/10-3,5 - 1945177

Classifications

UNSPSC

UNSPSC 6.01	30211801
UNSPSC 7.0901	39121432
UNSPSC 11	34131203
UNSPSC 12.01	39121432
UNSPSC 13.2	39121409
UNSPSC 18.0	39121409
UNSPSC 19.0	39121409
UNSPSC 20.0	39121409
UNSPSC 21.0	39121409

Approvals


Approvals


Approvals

SEV / EAC / cULus Recognized / IECEx CB Scheme

Ex Approvals


Approval details


SEV		https://www.eurofins.ch/de/	IK-4496
Nominal voltage UN		250 V	
Nominal current IN		8 A	

EAC		B.01687
-----	---	---------

Pin strip - PST 1,0/10-3,5 - 1945177

Approvals

cULus Recognized		http://database.ul.com/cgi-bin/XYV/template/LISEXT/1FRAME/index.htm	E60425-20030211
		B	
Nominal voltage UN		300 V	
Nominal current IN		10 A	

IECEE CB Scheme		http://www.iecee.org/	CH-10786
Nominal voltage UN		250 V	
Nominal current IN		8 A	

Accessories

Additional products

Plug - PTDA 1,5/10-PH-3,5 - 1725211



PCB connector, nominal cross section: 1.5 mm², color: green, nominal current: 8 A, rated voltage (III/2): 240 V, contact surface: Tin, type of contact: Female connector, Number of potentials: 10, Number of rows: 1, Number of positions per row: 10, number of connections: 20, product range: PTDA 1,5/...-PH, pitch: 3.5 mm, connection method: Push-in spring connection, conductor/PCB connection direction: 45 °, pin layout: Linear double pinning, plug-in system: COMBICON COMPACT PST 1, Locking: without, type of packaging: packed in cardboard

Plug - FK-MPT 0,5/10-ST-3,5 - 1914001



PCB connector, nominal cross section: 0.5 mm², color: green, nominal current: 4 A, rated voltage (III/2): 250 V, contact surface: Tin, type of contact: Female connector, Number of potentials: 10, Number of rows: 1, Number of positions per row: 10, number of connections: 20, product range: FK-MPT 0,5/...-ST, pitch: 3.5 mm, connection method: Push-in spring connection, conductor/PCB connection direction: 0 °, plug-in system: COMBICON COMPACT PST 1, Locking: without, type of packaging: packed in cardboard

PCB terminal block - PT 1,5/10-PVH-3,5 - 1984099



PCB connector, nominal cross section: 1.5 mm², color: green, nominal current: 8 A, rated voltage (III/2): 200 V, contact surface: Tin, type of contact: Female connector, Number of potentials: 10, Number of rows: 1, Number of positions per row: 10, number of connections: 10, product range: PT 1,5/...-PVH, pitch: 3.5 mm, connection method: Screw connection with wire protector, conductor/PCB connection direction: 0 °, plug-in system: COMBICON COMPACT PST 1, Locking: without, type of packaging: packed in cardboard

Pin strip - PST 1,0/10-3,5 - 1945177

Accessories

PCB terminal block - PT 1,5/10-PH-3,5 - 1984390



PCB connector, nominal cross section: 1.5 mm², color: green, nominal current: 8 A, rated voltage (III/2): 200 V, contact surface: Tin, type of contact: Female connector, Number of potentials: 10, Number of rows: 1, Number of positions per row: 10, number of connections: 10, product range: PT 1,5/..-PH, pitch: 3.5 mm, connection method: Screw connection with wire protector, conductor/PCB connection direction: 0 °, plug-in system: COMBICON COMPACT PST 1, Locking: without, type of packaging: packed in cardboard
