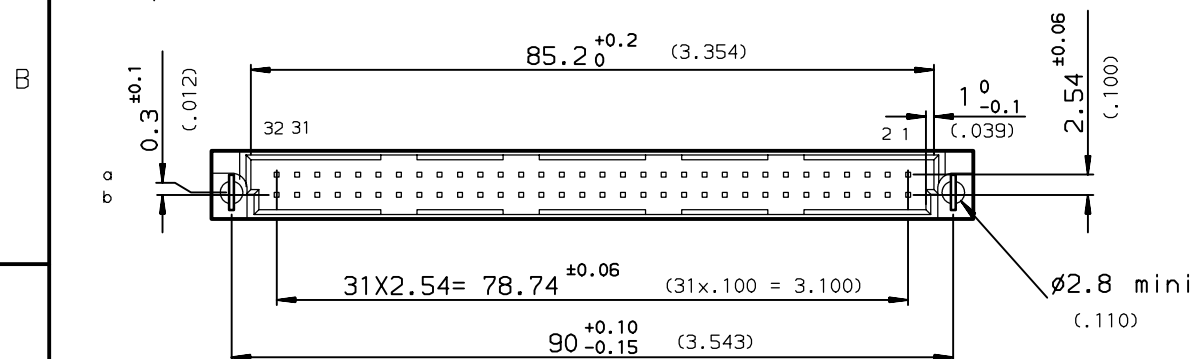
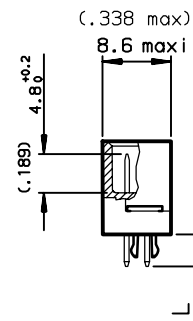
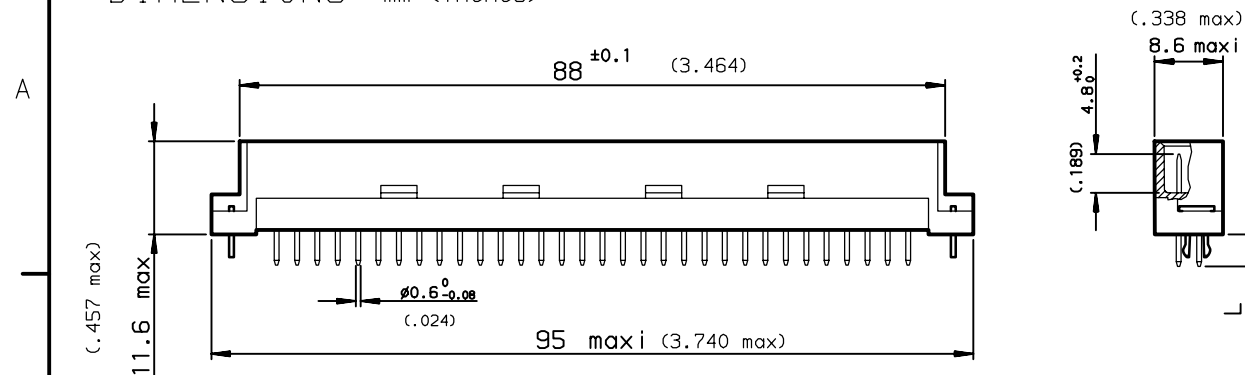


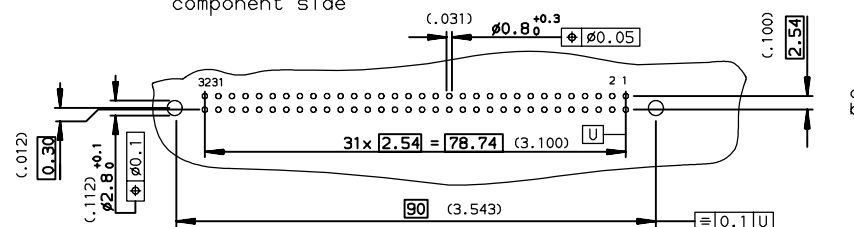
DIMENSIONS mm (inches)



PART NUMBER	8609			58				5	
PIN OUT									
row a				1				32	
rows a-b				2				64	
NUMBER OF CONTACTS									
TERMINATION									
L = 2.70 ±0.25 (.106)								24	
L = 4.65 ±0.25 (.183)								14	
OPTIONS									
no option								7	
with harpoons								H	
								A	
								R	
PERFORMANCE CLASS									
DIN 41612 class 3								4	
DIN 41612 class 2								5	
DIN 41612 class 1								6	
TERMINATION TYPE									
TIN LEAD									000E1
LEAD FREE									E1LF

PCB DRILLING

component side



GENERAL CHARACTERISTICS AND ROHS INFORMATIONS: SEE DRAWING C-8609-0000A

European Views

www.fciconnect.com		surface ISO 1302	tolerance std ISO 406 ISO 1101	projection mm
		ANGULAR	LINEAR	size A3
		0.X	±0.1	Scale 1.5
		0.XX	±0.1	ECN L506-0095
		0.XX ±2	±0.1	Spec ref -
Product family		DIN 8609		
Dr ROUILLARD		1992/07/17		
Eng TARON		1992/07/17		
Chr LEGARE		1992/07/17		
Appr LEGARE		1992/07/17		
title STRAIGHT MALE - STYLE Q		dwg no C-8609-0289		
SOLDER TO BOARD		Rev. D		
catalog no		CUSTOMER sheet 1 of 1		

rev	ecn no	dr	date
B	-	ROU	1996/02/20
C	L505-001	JTA	2005/03/01
D	L506-0095	LGO	2006/06/15
-	-	-	-
-	-	-	-
-	-	-	-
-	-	-	-