Power PCB Relay RPII/2 1.5 mm Contact Gap

- **2 pole 8 A, 2 NO contacts, 1.5 mm contact gap each**
- **DC-coil**
- **Reinforced insulation: coil - contact circuit**
- **Creepage distance complies with IEC 60950 requirement**



F0150-B

Applications
Domestic appliances, UPS's, Solar Inverter

Approvals

VDE Cert. No. 40025448, UL E214025
Technical data of approved types on request

Contact Data

Contact configuration	2 NO
Contact set	single contact
Type of interruption	micro disconnection
Rated current	8 A
Rated voltage / max.switching voltage AC	240/400 VAC
Maximum breaking capacity AC	2000 VA
Limiting making capacity, max 4 s, duty factor 10%	15 A
Contact material	AgSnO2
Mechanical endurance	> 5 x 10^6 cycles
Rated frequency of operation with / without load	6 / 600 min-1

Contact ratings

Load	Cycles
8 A, 250 VAC, cosφ=1, 360/h, 55°C, EN61810-1	10x10^3
3 A, 250 VAC, cosφ=1, 360/h, 55°C, EN61810-1	100x10^3
8 A, 250 VAC, general purpose, 40°C, UL508	6x10^3

Coil Data

Coil voltage range	5 to 110VDC
Coil power DC coil	typ 800 mW
Operative range, IEC 61810	2

Coil versions, DC coil

Coile code	Rated voltage VDC	Operate voltage VDC	Release voltage VDC	Maximum voltage VDC	Coil resistance Ω±10%[1)]	Rated coil power mW
005	5	3.8	0.4	7.7	32±10%	780
012	12	9.0	1.0	18.5	180±10%	800
024	24	18.0	1.9	37.5	740±10%	780
110	110	82.5	8.8	169.0	15125±15%	800

All figures are given for coil without pre-energization, at ambient temperature +23°C.
Other coil voltages on request.

Insulation Data

Initial dielectric strength	
coil-contact circuit	5000 V_{rms}
open contact circuit	2500V_{rms}
adjacent contact circuits	3000V_{rms}
Clearance/creepage	
coil-contact circuit	7/8mm
between solder pins 11/21 and 14/24	> 5 mm
within contact circuit (between 11/14 and 21/24)	>1,5/>2m
adjacent contact circuits	≥3 / 3mm
Contact gap open contact	>1.5mm
Material group of insulation parts	≥ IIIa
Tracking index of relay base	PTI 250V
Insulation to IEC 61810-1	
Type of insulation coil-contact circuit	reinforced
open contact circuit	micro disconnection
adjacent contact circuits	basic
Rated insulation voltage	250V
Pollution degree	2
Rated voltage system	240V
Overvoltage category	III

Other Data

Material compliance: EU RoHS/ELV, China RoHS, REACH, Halogen content refer to the Product Compliance Support Center at www.te.com/customersupport/rohssupportcenter

Ambient temperature	-40 to +55°C (UL: 40°C)
Operate-/ release time DC coil	typ 13/ 3ms
Bounce time NO contact	typ 5ms
Shock resistance (destruction)	100g
Category of protection	RTIII - wash tight
Resistance to soldering heat	wash-tight version 260°C / 5s
Relay weight	18g
Packaging unit	tube/20 pcs., box/500 pcs.

10-2018, Rev. 1018
www.te.com
© 2015 Tyco Electronics Corporation,
a TE Connectivity Ltd. company

Datasheets and product specification according to IEC 61810-1 and to be used only together with the 'Definitions' section.

Datasheets and product data is subject to the terms of the disclaimer and all chapters of the 'Definitions' section, available at http://relays.te.com/definitions

Datasheets, product data, 'Definitions' section, application notes and all specifications are subject to change.

Downloaded from Arrow.com.

Power PCB Relay RPII/2 1.5 mm Contact Gap (Continued)

Dimensions
Dimensions in mm

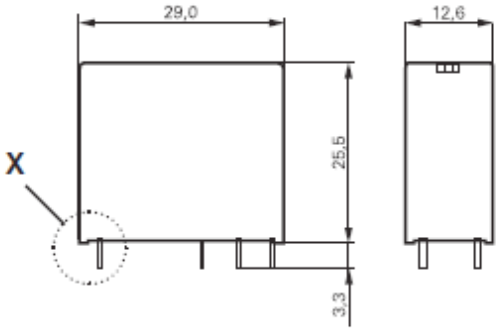

Detail X for RP920145 only

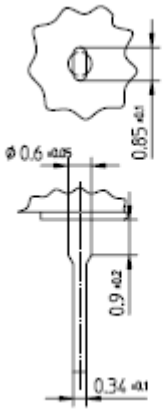

PCB layout / terminal assignment

Bottom view on solder pins

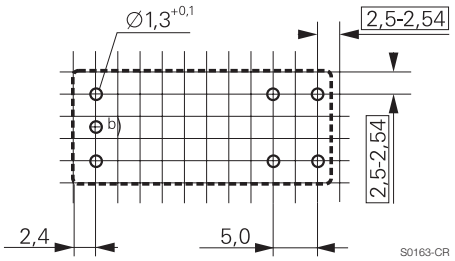

b) not present at this type

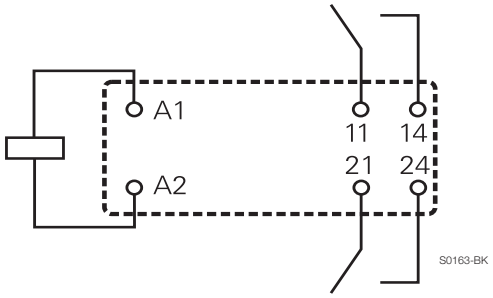

Product code structure

Typical product code: **RP 8 C S 024**

Type
RP Power PCB Relay RPII/2 1.5 mm Contact Gap

Version
8 8A, wash tight

Contact arrangement
C 2 form A (2 NO) 1.5 mm Contact Gap

Contact material
S AgSnO

Coil
Coil code: please refer to coil versions table

Product code	Version	Contacts	Cont. material	Coil	Coil	Part number
RP8CS024	wash tight	2 NO contacts	$AgSnO_2$	DC-coil	24 VDC	3-1415547-0
RP920123		1.5mm cont. gap			12 VDC	9-1393235-1
RP920124					24 VDC	9-1393235-2
RP920138					110 VDC	9-1393235-9
RP920145					5 VDC	1-1415538-4

10-2018, Rev. 1018
www.te.com
© 2015 Tyco Electronics Corporation,
a TE Connectivity Ltd. company

Datasheets and product specification according to IEC 61810-1 and to be used only together with the 'Definitions' section.

Datasheets and product data is subject to the terms of the disclaimer and all chapters of the 'Definitions' section, available at http://relays.te.com/definitions

Datasheets, product data, 'Definitions' section, application notes and all specifications are subject to change.

Downloaded from Arrow.com.