DOCUMENT NO.	SHEET 1 OF 1	REV.
10-497556		F

REVISIONS

LTR	DESCRIPTION	DATE
E	(CL II) REDRAWN SAME SIZE TO CURRENT AAO STANDARDS; ADDED P/NS -10/-15 ECN: 91068	V. JONES 4/3/02
F	(CL II) CHG'D NOTE 3 ECN: A7620-0000	8/10/09

PART NUMBER	MADE FROM	ØE1 ±.001	ØE2 +.002 -.001	F +.000 -.016	L	M REF	N MIN	TYPE	MEAN SURFACE AREA SQ. IN.
10-497556- 1()	10-497520- 1B	.030	.030	.283	.625 ±.003	.922	.100	I	.1389
10-497556- 2()	10-497520- 2B			.283	.460 ±.003	.757	.100	I	.1229
10-497556- 3()	10-497520- 3B			.283	.755 ±.003	1.052	.100	I	.1507
10-497556- 4()	10-497520- 4B			.650	1.149 ±.005	1.446	.200	I	.2563
10-497556- 5()	10-497520- 5B			.283	1.049 ±.003	1.346	.200	II	.1788
10-497556- 6()	10-497520- 6B			.283	.523 ±.003	.820	.190	I	.1463
10-497556- 7()	10-497520- 7B			.684	.921 ±.003	1.218	.100	II	.2375
10-497556- 8()	10-497520- 8B			.470 ±.005	.850 ±.003	1.147	.100	I	.2046
10-497556- 9()	10-497520- 9B			.283	.663 ±.003	.960	.200	I	.1425
10-497556-10()	10-497520-10B			.283	.478 ±.005	.775	.125	I	.1246
10-497556-11()	10-497520-11B			.283	.505 ±.005	.802	.150	I	.1271
10-497556-12()	10-497520-12B			.283	.720 ±.003	1.017	.100	I	.1547
10-497556-13()	10-497520-13B			.718 ±.005	.975 ±.005	1.271	.175	II	.2311
10-497556-14()	10-497520-14B			.283	.815 ±.005	1.112	.470	I	.1637
10-497556-15()	10-497520-15B			.275 ±.003	.400 ±.003	.697	.115	II	.1240

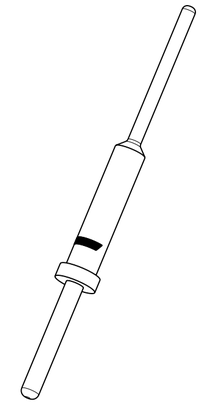

ISOMETRIC VIEW
SCALE 4

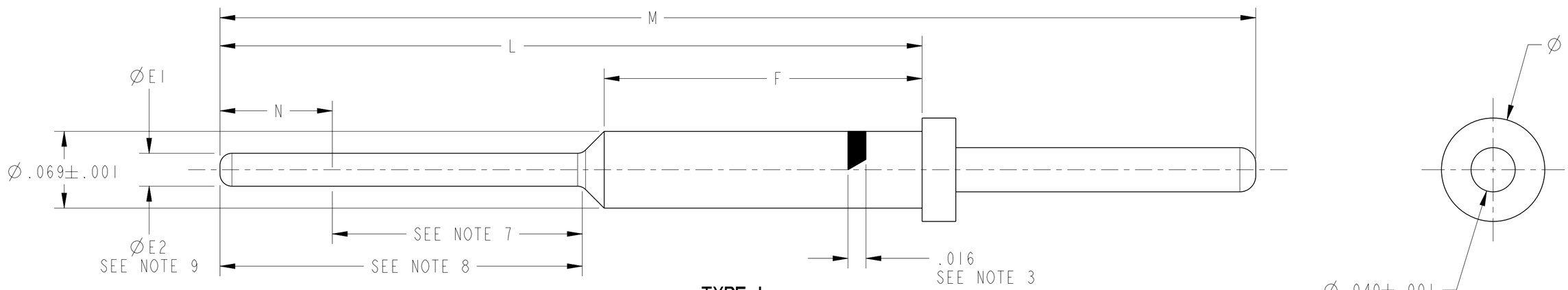

TYPE I
SCALE 14

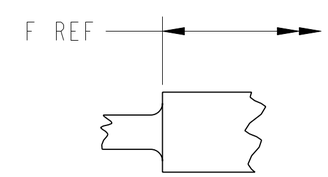

TYPE II
SCALE 10

5. FOR RELEASE STATUS OF DESIRED PART, SEE SEPARATE PARTS LIST.

4. PROCESS SPEC: 9-1180, 9-6800, 9-6700 TYPE IV, 9-8825, 9-7894

3. IF NOT PREVIOUSLY METAL STAMPED, RED INK STAMP TRADEMARK PER 9-6700 TYPE IV, PER 9-1180 IN RELATIVE AREA SHOWN AFTER PLATING. DIRECTION OPTIONAL. TRADEMARK MAY BE SOLID AS SHOWN.

2. ALL DIMENSIONS ARE AFTER PLATING.

1. TO COMPLETE PART NUMBER, ADD APPLICABLE LAST DIGIT SUFFIX FOR DESIRED FINISH.

SUFFIX LAST DIGIT	FINISH
F	GOLD PLATE 9-6800-F
5	GOLD PLATE 9-6800-5

9. INDICATED DIMENSION APPLIES AFTER PRETINNING.

8. INDICATED AREA SHALL BE CAPABLE OF MEETING THE SOLDERABILITY REQUIREMENTS OF 9-8825 AFTER STEAM AGING.

7. SOLDER ON INDICATED AREA PERMISSIBLE.

6. PRE-TIN PER 9-7894 INDICATED LENGTH AFTER PLATING.

NOTES:

THE USE OF THIS DOCUMENT IS UNLIMITED. HOWEVER, DOCUMENTS REFERENCED HEREON MAY CONTAIN LIMITED RIGHTS DATA.

N/A
NEXT ASSEMBLY

PRO/ENGINEER INFORMATION
Pro/e Model Used: 10-497556-01X.ASSEM
Drawing Name: 10-497556

UNLESS OTHERWISE SPECIFIED
LINEAR DIMENSIONS ARE IN INCHES
TOLERANCES:
.XXXX = ±.0005 ANGLES= ±2°
.XXX = ±.010
.XX = ±.03
.X = ±.1
DIM.& TOL. PER ASME Y14.5M;
DRM PER MIL-DTL-31000;
OTHER Amphenol Stds. PER 9-3800
LEGENDS:
=FLAG NOTE CALL OUT
REFERENCE ONLY

SPECIFICATIONS
MATERIAL SPEC.
N/A
PROCESS SPEC.
SEE NOTES 1 & 4

POS	QTY	PART NUMBER	DESCRIPTION	NOTE

PARTS LIST

APPROVALS		DATE
PREPARED BY	VERNA JONES	03-Apr-02
ENGINEER IN CHARGE	L.RATCHFORD	
DESIGN MANAGER	E.SHEPLER	
DESIGN ACTIVITY GROUP	MIL-AERO	

THIRD ANGLE PROJECTION

AMPHENOL CORPORATION
40-60 DELAWARE AVENUE
SIDNEY, N.Y. 13838

CONTACT, PIN, ELECTRICAL CONNECTOR, SIZE 20, TYPE JT-R

SIZE	CAGE CODE	DOCUMENT NO.	REV.
C	77820	10-497556	F

SCALE: 4.0 | REF. 10-497520 | SHEET 1 OF 1

DOCUMENT NO.	SHEET 1 OF 1	REV.
10-497556		F

FORMAT: C-U.E-1

RELEASE STATE: Released
REVISION: F
VERSION: 0

IMAGED / Sep . 10 2009, 1:43:26 PM

Downloaded from Arrow.com.