SMD / SMT Inductors (Coils)

NLV32T-101J-EF

Product Status	Production
Applications	Commercial Grade
Feature	No Directivity: No Directivity Wire Wound: Wire Wound Ferrite Core: Ferrite Core
Series | Type	NLV32-EF
Brand	TDK
Environmental Compliance	RoHS, REACH, Halogen Free, Lead Free

Images are for reference only and show example products.

Catalog
Distributor Stock Info
Save Page as PDF
Distributor List
Contact Us

Tech Info

Collapse all | Expand all

DOCUMENTS
- RoHS Certificate
- SVHC / REACH Certificate
- [Selection Guide] Inductors for standard circuits/decoupling circuits

TECHNICAL SUPPORT TOOLS
- S-parameter
- SPICE Netlist (Simple)
- Equivalent Circuit Model
- DC Bias / Superimpotision Model (HSpice)
- DC Bias / Superimpotision Model (LTSpice)
- DC Bias / Superimpotision Model (PSpice)

3RD PARTY ECAD MODELS
- SnapMagic (Symbol, Footprint, 3D model)

Size

Length(L)	3.20mm ±0.20mm
Width(W)	2.50mm ±0.20mm
Thickness | Height	2.20mm ±0.20mm
Recommended Land Pattern (A)	1.20mm Nom.
Recommended Land Pattern (B)	2.00mm Nom.
Recommended Land Pattern (C)	2.00mm Nom.

Electrical Characteristics

Inductance	100μH ±5% at 796kHz
Rated Current	40mA
DC Resistance [Typ.]	
DC Resistance [Max.]	10Ω
Self Resonant Frequency [Min.]	10MHz
Self Resonant Frequency [Typ.]	
Q [Min.]	20 at 796kHz
Q [Typ.]	

Other

Operating Temp. Range	-40 to 105°C (Including Self-Temp. Rise)
Soldering Method	Wave (Flow) Reflow Iron Soldering
AEC-Q200	NO
Packing	Embossed (Plastic)Taping [180mm Reel]
Package Quantity	2000pcs
Weight	0.05g

Characteristic Graph (This is reference data, and does not guarantee the products characteristics.)

Impedance

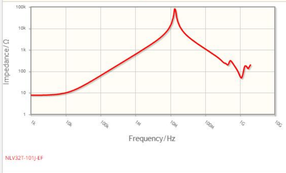

Change settings

Rac

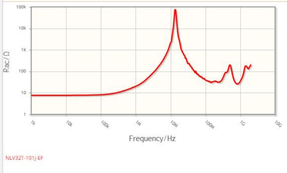

Change settings

Inductance

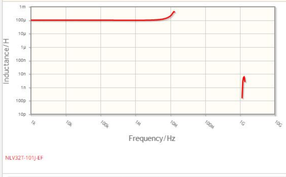

Change settings

Q

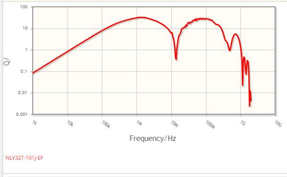

Change settings

DC Bias Characteristic

no data available

Change settings

Temperature Characteristic

no data available

Change settings

Temperature Rise by DC

no data available

Change settings

Customer who viewed this product also viewed

CHIP CAPACITORS
25AA
n
)

SMD / SMT INDUCTORS (COILS)
MHQ1005P91NGT000
L=91nH
Q=23
L x W x T :
1 x 0.6 x 0.5mm

SMD / SMT INDUCTORS (COILS)
NL453232T-101J-PF
L=100μH
Q=40
L x W x T :
4.5 x 3.2 x 3.2mm

SMD / SMT INDUCT
NLV25T-033J-I
L=0.033μH
Q=20
L x W x T :
2.5 x 2 x 1.8mm

Copyright(c) 2025 TDK Corporation. All rights reserved.
TDK logo is a trademark or registered trademark of TDK Corporation.
This site is powered by Adobe Experience Manager