

Product Data Sheet

DIN 41612 90° connector strip, Type F,
Part No. 109-40064

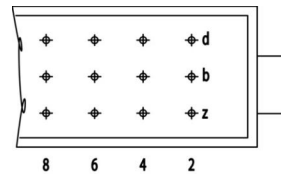
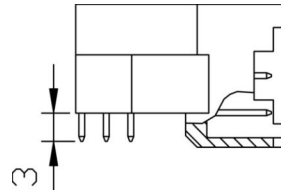



Illustration similar



Perpendicular



Through Hole



Power



Rugged

- Connection length: 3 mm
- Number of poles: 48
- Soldering Techniques
- Grade 2



» to product on www.ept.de



» to product group DIN 41612

Product Data Sheet

DIN 41612 90° connector strip, Type F,
Part No. 109-40064



Technical Specifications

Basics

Specification	IEC 60603-2 (DIN 41612)
Performance Level	2
No. of Contacts	48
Termination Technology	Soldering Techniques
Termination Length	3 mm
Operating Temperature Range	-55°C to +125°C

Material

Insulator Material	Glass-fiber-reinforced PBT, UL 94 V-0
CTI value <i>IEC 60112</i>	200
Contact Material	copper alloy

Mechanical

Pitch	5.08 x 3.81 mm
Mating Force	75 N
Separating Force per Pin	>0.2 N
Durability	400 insertion cycles

Electrical

Operational Current	5.6 A
Contact Resistance	15 mΩ
Clearance and Creepage	W: ≥ 3.0 mm, L: ≥ 1.6 mm
Insulation Resistance	>10 ⁶ MΩ
Test Voltage	1550 V

Processing

Soldering Temperature	up to 260°C
-----------------------	-------------

Approval / Compliance

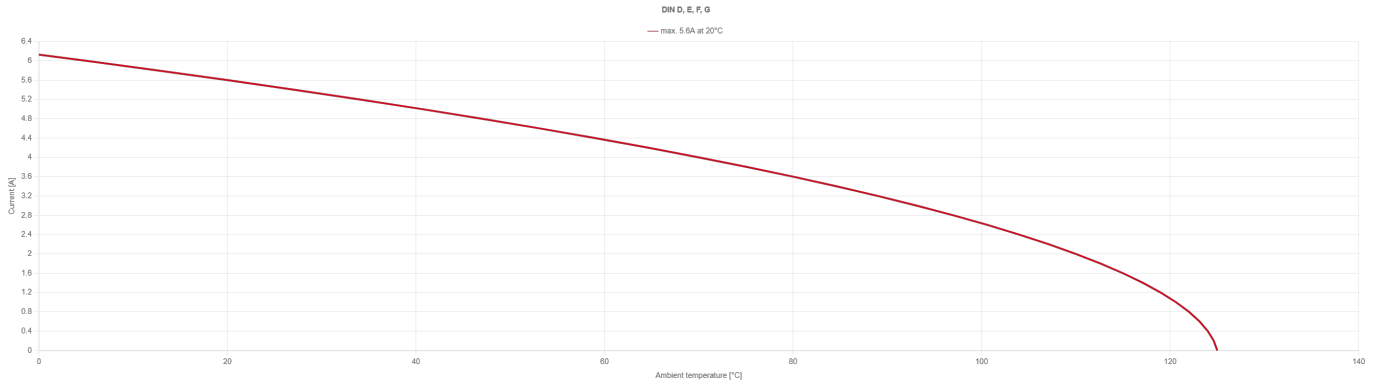
UL file	E130314
Environment	RoHS compliant

Product Data Sheet

DIN 41612 90° connector strip, Type F,
Part No. 109-40064



Derating Diagram



Product Data Sheet


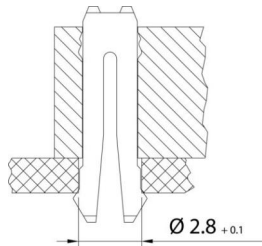
DIN 41612 90° connector strip, Type F,
Part No. 109-40064



Options

Board Lock 90°

Suitable for connectors with type B, C, D, E, F, G male connectors and R female connectors



Type of Insertion	Forces			PCB Thickness	Part Number
	F_m	not soldered F_h	soldered F_h		
Locked	< 30 N	> 10 N	> 20 N	≤ 1.6 mm	109-40064C1
Under Tension	< 30 N	> 7.5 N	> 20 N	> 1.6 mm	

Modifications

Available on request

- Premature contacts
- Special configuration
- Grade I + III or custom
- Custom length

Drawings

Component data in 2D and 3D format you can download here:

» [PDF](#)

» [3D IGES](#)

» [3D STEP](#)

» [3D PDF](#)