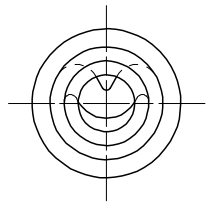
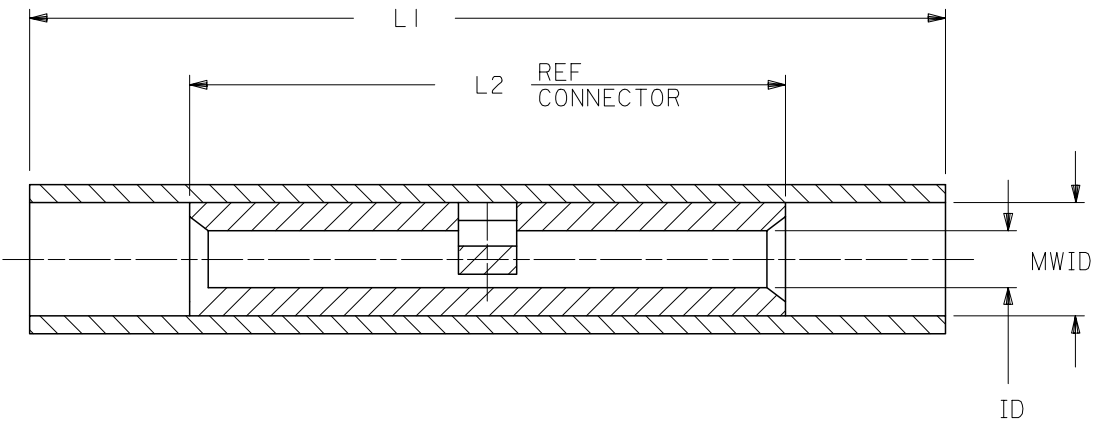


PART NO.	INSULATION COLOR	WIRE SIZE	ID	L1 MAX	L2 MAX.	MWID
AS-N-345	RED	22-18	.059	1.035	.675	.130
BS-N-331	BLUE	16-14	.091	1.080	.675	.140
CS-N-346	YELLOW	12-10	.138	1.300	.827	.223

(B)

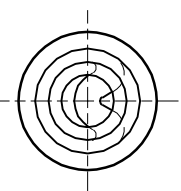
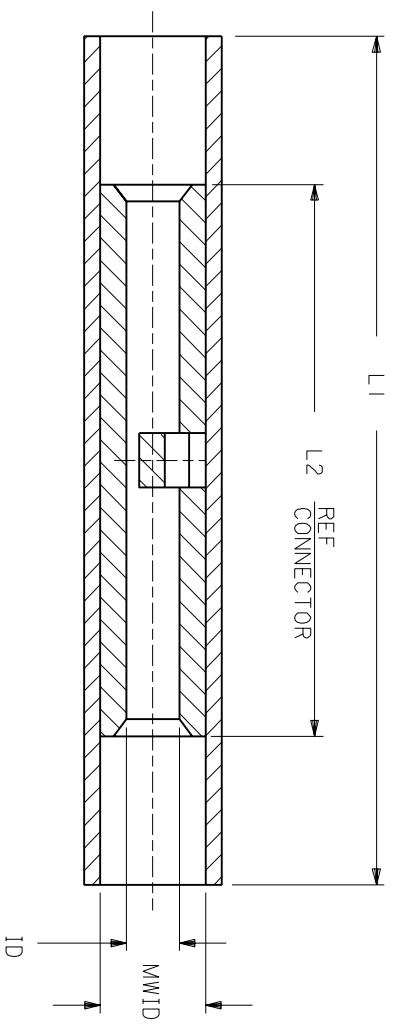
NOTES:  
 1. MATERIAL:  
 INSULATION: NYLON  
 CONNECTOR: TIN PLATED SEAMLESS COPPER  
 3. IF NECESSARY: SLIGHT FLARE ON ONE END ACCEPTABLE FOR ASSEMBLY PURPOSES.



# CUSTOMER DRAWING

REVISED & REDRAWN EC NO: B DRWN: L SHADECK 2005/06/13 CHKD: R DERROSS 2005/06/21 APPR: R DERROSS 2005/06/21	DESCRIPTION NYLAKRIMP BUTT CONNECTOR	QUALITY SYMBOLS ▽=0 ▽=0	GENERAL TOLERANCES (UNLESS SPECIFIED) <table border="1"> <thead> <tr> <th></th> <th>mm</th> <th>INCH</th> </tr> </thead> <tbody> <tr> <td>4 PLACES</td> <td>± ---</td> <td>± ---</td> </tr> <tr> <td>3 PLACES</td> <td>± ---</td> <td>± ---</td> </tr> <tr> <td>2 PLACES</td> <td>± ---</td> <td>± ---</td> </tr> <tr> <td>1 PLACE</td> <td>± ---</td> <td>± ---</td> </tr> </tbody> </table>		mm	INCH	4 PLACES	± ---	± ---	3 PLACES	± ---	± ---	2 PLACES	± ---	± ---	1 PLACE	± ---	± ---	DIMENSION STYLE IN/MM	SCALE 4:1	DESIGN UNITS INCH	THIRD ANGLE PROJECTION
			mm	INCH																		
		4 PLACES	± ---	± ---																		
		3 PLACES	± ---	± ---																		
2 PLACES	± ---	± ---																				
1 PLACE	± ---	± ---																				
		DRAWN BY EMF	DATE 07/03/91	TITLE NYLAKRIMP BUTT CONNECTOR																		
		CHECKED BY JM	DATE 07/03/91																			
		APPROVED BY FP	DATE 07/03/91	MOLEX INCORPORATED																		
		MATERIAL NO. SEE TABLE	DOCUMENT NO. 60002-11C					SHEET NO. 1 OF 1														
		DRAFT WHERE APPLICABLE MUST REMAIN WITHIN DIMENSIONS		THIS DRAWING CONTAINS INFORMATION THAT IS PROPRIETARY TO MOLEX INCORPORATED AND SHOULD NOT BE USED WITHOUT WRITTEN PERMISSION																		

PART NO.	INSULATION COLOR	WIRE SIZE	ID	L1 MAX	L2 MAX	MWID
AS-N-345	RED	22-18	.059	1.035	.675	.130
BS-N-331	BLUE	16-14	.091	1.080	.675	.160
CS-N-346	YELLOW	12-10	.138	1.300	.827	.223



NOTES:  
 1. MATERIAL:  
 INSULATION: NYLON  
 CONNECTOR: TIN PLATED SEAMLESS COPPER  
 3. IF NECESSARY: SLIGHT FLARE ON ONE END ACCEPTABLE FOR ASSEMBLY PURPOSES.

# CUSTOMER DRAWING

DIMENSIONS SHOWN (METRIC) INCH  
 UNLESS OTHERWISE SPECIFIED  
 TOLERANCES: ANGULAR = 1/2°

	INCH	METRIC
3 PLACE	± .005	± 0.13
2 PLACE	± .01	± 0.25
1 PLACE	± ---	± ---

DRAFT WHERE APPLICABLE MUST REMAIN WITHIN DIMENSIONS

DRWG. BY	EMF	CHK'D. BY	JM
APP'D. BY	FP	SCALE	NO: NE

DRWG. NO. 60002-11C

REVISE ONLY ON CAD SYSTEM

NYLAKRIMP BUTT CONNECTOR

molex **ETC INC.** PINELLAS PARK, FLA. 33781 U.S.A. SHEET NO. 1 OF 1 DATE 91/07/03

PART NO. 60002-11C

FILE NAME SEE TABLE THIS DRAWING CONTAINS INFORMATION THAT IS PROPRIETARY TO MOLEX-ETC INC. AND SHOULD NOT BE USED WITHOUT WRITTEN PERMISSION. DIV. ET A

LTR.	REVISIONS
A	ADD P/N AND UPDATE DRAWINGS ET80539 12/18 HEB

