

Type 0ADBC / 0ADBP

Fast-Acting Fuse Series

HF **Pb** 0ADBC/0ADBP Series, 6x32mm Ceramic Tube Fast-Acting Fuse **RoHS Compliant**

Description

A 1000 VAC/VDC rated ceramic tube cartridge fuse in a compact 6.3 x 32mm package,

Features

- Fast-acting, high breaking capacity up to 1000VDC/AC
- Available in cartridge and pigtail axial lead
- Designed to UL 248-1
- Full compliance with EU Directive 2011/65/EU and amending directive 2015/863
- Halogen Free
- Lead Free

Applications


- Digital Measuring Instruments
- Industrial Power Supplies
- DC/DC modules

LEAD FREE = **Pb**
HALOGEN FREE = **HF**



UK CA c **RU** us CE

Physical Specifications

Materials	Body : Ceramic
	Cap: Silver Plated Caps
	Pigtail Leads: Tin Plated Copper
Marking	On Fuse :
	"bel"
	"0ADB", "Current Rating", "Voltage Rating", "Appropriate Safety Logos"
	On Label :
	"bel", "0ADBC" or "0ADBP", "Current Rating", "Voltage Rating", "Interrupting Rating", "Appropriate Safety Logos" and " ^{RoHS} ✓ ", "  "(China RoHS compliant).

Electrical Characteristics

Testing Current	Opening Time
100%	4 hour Min.
250%	120 sec Max.

Safety Agency Approvals

Safety Agency	Safety Agency Certificate	Ampere Rating / Voltage Rating	Ampere Range / Volt @ I.R. ability*
c RU us	E20624	200mA-3A /1000V AC/DC	200mA-3A /1000V@ 10KA AC /1000V@ 10KA DC

*I.R.= Interrupting Rating = Short Circuit Rating(Amps)

Electrical specifications

Part Number	Ampere Rating	Typical Cold Resistance (mOhms)	Voltage and Interrupting Ratings	Typical Voltage Drop (mV)	Typical Pre-Arcing I ² t (A ² Sec)
0ADBC0200-BE	200mA	3900	See Table of Ratings on Page 1 for Voltage and associated Interrupting Ratings	916	0.0031
0ADBP0200-RE					
0ADBC0250-BE	250mA	2755		850	0.009
0ADBP0250-RE					
0ADBC0315-BE	315mA	1875		900	0.050
0ADBP0315-RE					
0ADBC0400-BE	400mA	1845		860	0.059
0ADBP0400-RE					
0ADBC0500-BE	500mA	1160		600	0.081
0ADBP0500-RE					
0ADBC0600-BE	600mA	1030		550	0.178
0ADBP0600-RE					
0ADBC0800-BE	800mA	530		510	0.256
0ADBP0800-RE					
0ADBC1000-BE	1A	450		560	0.21
0ADBP1000-RE					
0ADBC1250-BE	1.25A	260		550	1.45
0ADBP1250-RE					
0ADBC1600-BE	1.6A	185		395	0.80
0ADBP1600-RE					
0ADBC2000-BE	2A	150		400	1.25
0ADBP2000-RE					
0ADBC2500-BE	2.5A	88		300	4.5
0ADBP2500-RE					
0ADBC3000-BE	3A	60	270	7.54	
0ADBP3000-RE					

Consult manufacturer for other ratings

*DC Cold Resistance are measured at <10% of rated current in ambient temperature of 25°C

*Typical Pre-arcing I²t are measured at 10In Current

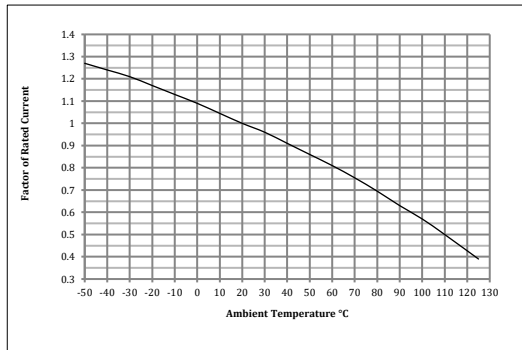


Specifications subject to change without notice

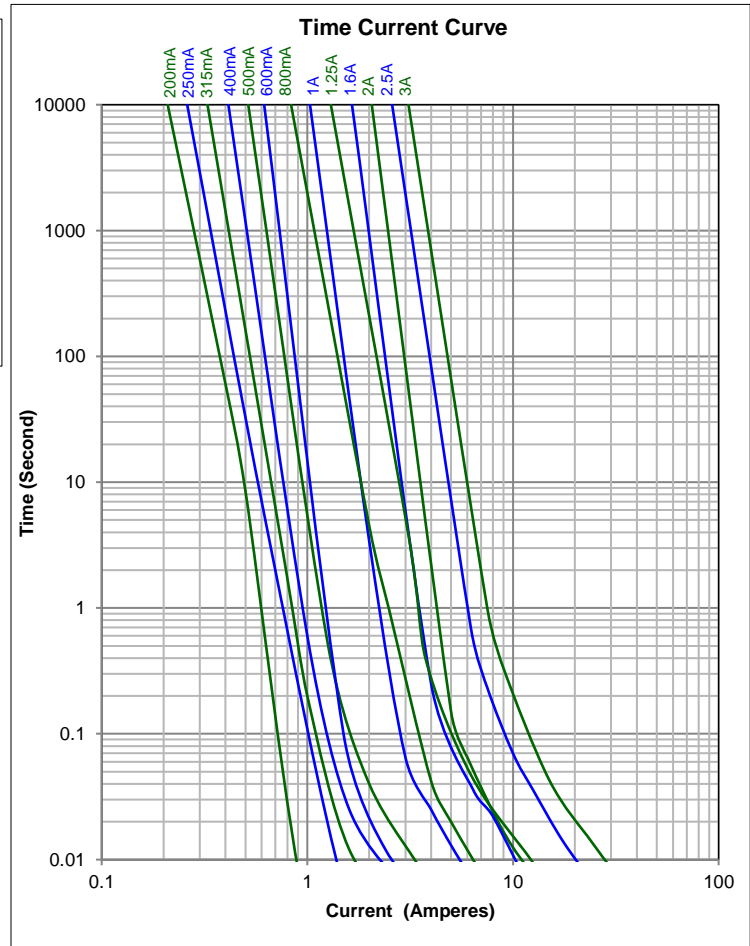
Bel Fuse Inc.
300 Executive Drive, Suite 300,
West Orange, NJ 07052 USA

+1 201.432.0463
Bel.US.CS@belf.com
belfuse.com/circuit-protection

Temperature Re-Rating Curve



Average Time Current Curve



Soldering parameters for Pigtail Type

Wave Soldering Compatible: (260°C, 10 sec max)

Hand-Solder:

Solder Iron Temperature: (350°C +/- 5°C)

Heating Time: (5 sec max)



Specifications subject to change without notice

Bel Fuse Inc.
300 Executive Drive, Suite 300,
West Orange, NJ 07052 USA

+1 201.432.0463
Bel.US.CS@belf.com
belfuse.com/circuit-protection

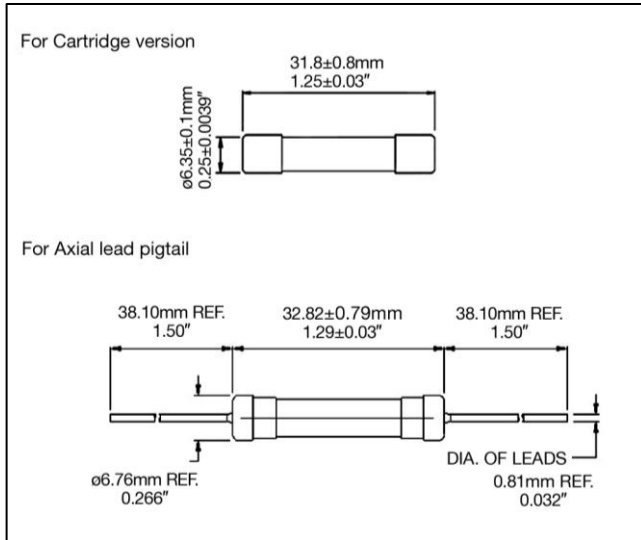
Fuse FGNO Explanation

0ADB X [XXXX] -XX

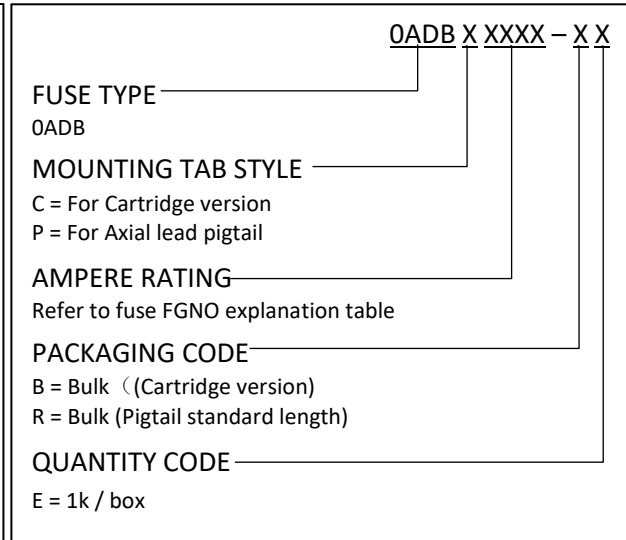
0ADBC/P=0ADBC/P; [XXXX]=Ampere Rating; XX=See Ordering Information as below

Fraction	Decimal	Milliamps	Bel FGNO[XXXX]	Fraction	Decimal	Amps	Bel FGNO[XXXX]
1/5	0.200	200	0200		1.0	1	1000
1/4	.250	250	0250	1-1/4	1.25	1.25	1250
	.315	315	0315		1.6	1.6	1600
4/10	.400	400	0400		2.0	2	2000
1/2	.500	500	0500	2-1/2	2.5	2.5	2500
6/10	.600	600	0600		3.0	3	3000

Mechanical Dimensions



Ordering Information



Packaging

Packaging Option	Quantity	Packaging Code
Bulk	1000	BE
Bulk (Pigtail Version)	1000	RE



Specifications subject to change without notice

Bel Fuse Inc.
300 Executive Drive, Suite 300,
West Orange, NJ 07052 USA

+1 201.432.0463
Bel.US.CS@belf.com
belfuse.com/circuit-protection