



■ Features :

- Constant current design
- Universal AC input / Full range
- Withstand 300VAC surge input for 5 seconds
- Protections: Short circuit / Over voltage
- Cooling by free air convection
- Fully encapsulated with IP67 level (Note.6)
- Fully isolated plastic case
- Class II power unit, no FG
- Class 2 power unit
- Pass LPS
- Suitable for LED related fixture or appliance (such as LED Decoration or Advertisement devices)(Note.9)
- 100% full load burn-in test
- Low cost, high reliability
- 2 years warranty



■ GTIN CODE

MW Search: <https://www.meanwell.com/serviceGTIN.aspx>

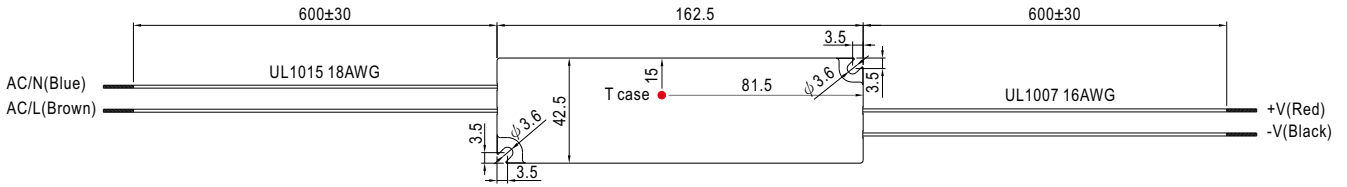
SPECIFICATION



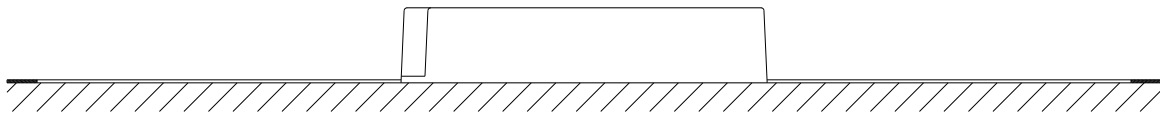
MODEL	LPC-60-1050	LPC-60-1400	LPC-60-1750	
OUTPUT	RATED CURRENT	1050mA	1400mA	1750mA
	CONSTANT CURRENT REGION	9 ~ 48V	9 ~ 42V	9 ~ 34V
	RATED POWER	50.4W	58.8W	59.5W
	CURRENT RIPPLE	Note.2 ±5%		
	VOLTAGE TOLERANCE	±5.0%		
	CURRENT ACCURACY	±5.0%		
	SETUP, RISE TIME	Note.5 500ms, 120ms / 230VAC	500ms, 120ms / 115VAC at full load	
HOLD UP TIME (Typ.)	50ms/230VAC	16ms/115VAC at full load		
INPUT	VOLTAGE RANGE	Note.3 90 ~ 264VAC	127 ~ 370VDC	
	FREQUENCY RANGE	47 ~ 63Hz		
	EFFICIENCY (Typ.)	87%	85%	87%
	AC CURRENT (Typ.)	1.2A/115VAC	0.7A/230VAC	
	INRUSH CURRENT(Typ.)	COLD START 60A(twidth=540µs measured at 50% Ipeak) at 230VAC		
	MAX. No. of PSUs on 16A CIRCUIT BREAKER	3 units (circuit breaker of type B) / 6 units (circuit breaker of type C) at 230VAC		
LEAKAGE CURRENT	0.25mA / 240VAC			
PROTECTION	OVER VOLTAGE	50.4 ~ 60V	44.1 ~ 56.7V	39.1 ~ 45.9V
		Protection type : Shut off o/p voltage, clamping by TVS diode		
ENVIRONMENT	WORKING TEMP.	-30 ~ +70°C (Refer to "Derating Curve")		
	WORKING HUMIDITY	20 ~ 90% RH non-condensing		
	STORAGE TEMP., HUMIDITY	-40 ~ +80°C, 10 ~ 95% RH		
	TEMP. COEFFICIENT	±0.03%/°C (0 ~ 50°C)		
	VIBRATION	10 ~ 500Hz, 2G 10min./1cycle, period for 60min. each along X, Y, Z axes		
SAFETY & EMC	SAFETY STANDARDS	UL1310, CAN/CSA C22.2 No. 223-M91(for LPC-60-1750 only), BIS IS15885(except for LPC-60-1750), EAC TP TC 004, IP67, IEC62368-1, BS EN/EN62368-1 approved		
	WITHSTAND VOLTAGE	I/P-O/P:3KVAC		
	ISOLATION RESISTANCE	I/P-O/P:>100M Ohms / 500VDC / 25°C/ 70% RH		
	EMC EMISSION	Compliance to BS EN/EN55032 (CISPR32) Class B, BS EN/EN61000-3-2 Class A, BS EN/EN61000-3-3, EAC TP TC 020		
	EMC IMMUNITY	Compliance to BS EN/EN61000-4-2,3,4,5,6,8,11, BS EN/EN55035, light industry level, EAC TP TC 020		
OTHERS	MTBF	5269.3K hrs min. Telcordia SR-332 (Bellcore) ; 567.2K hrs min. MIL-HDBK-217F (25°C)		
	DIMENSION	162.5*42.5*32mm (L*W*H)		
	PACKING	0.4Kg; 32pcs/13.8Kg/0.63CUFT		
NOTE	<p>1. All parameters NOT specially mentioned are measured at 230VAC input, rated load and 25°C of ambient temperature.</p> <p>2. Current ripple is measured 60%~100% of maximum voltage under rated power delivery.</p> <p>3. Derating may be needed under low input voltage. Please check the static characteristics for more details.</p> <p>4. The power supply is considered as a component that will be operated in combination with final equipment. Since EMC performance will be affected by the complete installation, the final equipment manufacturers must re-qualify EMC Directive on the complete installation again. (as available on https://www.meanwell.com/Upload/PDF/EMI_statement_en.pdf)</p> <p>5. Length of set up time is measured at first cold start. Turning ON/OFF the power supply may lead to increase of the set up time.</p> <p>6. Suitable for indoor use or outdoor use without direct sunlight exposure. Please avoid immerse in the water over 30 minute.</p> <p>7. The ambient temperature derating of 3.5°C/1000m with fanless models and of 5°C/1000m with fan models for operating altitude higher than 2000m(6500ft).</p> <p>8. For any application note and IP water proof function installation caution, please refer our user manual before using. https://www.meanwell.com/Upload/PDF/LED_EN.pdf</p> <p>9. This product is not intended for LED lighting luminaire applications in the EU and China.(In the EU and China the LPF/NPF/XLG/XLC/XLN series are recommended.)</p> <p>※ Product Liability Disclaimer : For detailed information, please refer to https://www.meanwell.com/serviceDisclaimer.aspx</p>			

Mechanical Specification

Case No. 976A Unit:mm Tolerance:±1

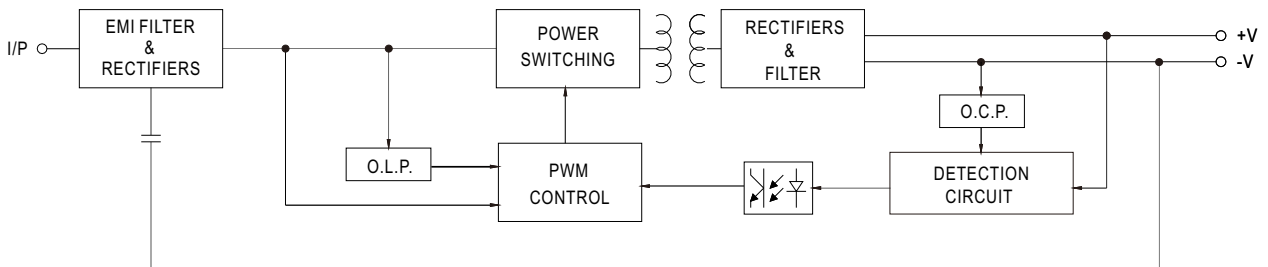


Recommend Mounting Direction

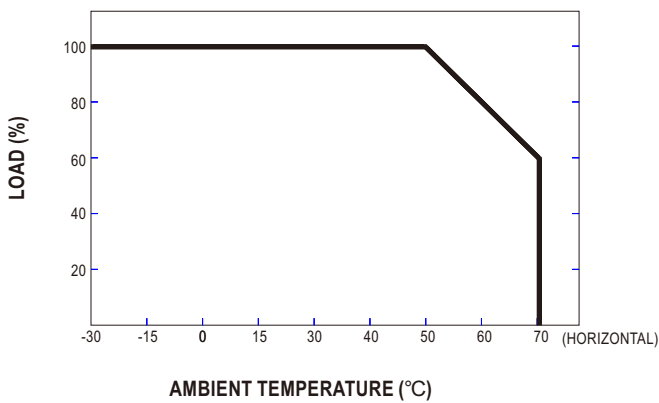


Block Diagram

fosc : 60KHz



Derating Curve



Static Characteristics

