

# BATTERY DRIVEN, FTP-608 Series

## 3" HIGH SPEED THERMAL PRINTER

### FTP-638MCL401


#### ■ OVERVIEW

The FTP-638 MCL Series are 5V driven high-speed printers with a ultra low profile auto cutter and long life.

The FTP-638 MCL Series can be used for a variety of applications, such as POS terminals, banking terminals, and measurement and medical equipment.

#### ■ HIGHLIGHTS

- **Ultra low profile**  
Height 21.8 mm, width 103.2 mm, depth 42.2 mm
- **High speed printing**  
It can print at 60 mm/s (480 dotlines/s) maximum by using Fujitsu's unique head drive control.
- **Auto Cutter**  
Long life and high reliable guillotine with dedicated motor.
- **Easy paper loading**  
Our lever platen release mechanism allows a wide paper route, so paper can be easily inserted.  
Conventional auto loading is also available.
- **Multifunctional die-cast frame**  
Wide operating temperature range, long continuous printing, high ESD absorption and discharge of static electricity vibration and shock resistant.
- **RoHS compliant**



FTP-638MCL401



FTP-638DSL291

## ■ PART NUMBERS

		Part Number
Printer mechanism with Cutter		FTP-638MCL401 (Easy Load Model with low profile cutter)
LSI for driving		FTP-628CU451R
Interface Board for Mech/Cutter	Cutter supported	FTP-628DSL490R Parallel/Serial without Flash & SRAM FTP-628DSL491R (Centronics) / Serial (RS-232C) with SRAM FTP-628DSL493R Parallel/Serial with Flash & SRAM
Interface cables	Parallel (Centronics)	FTP-628Y202
	Serial (RS232C)	FTP-628Y302
Power cables	Head, motor, logic	FTP-628Y402

## ■ SPECIFICATIONS

Item	Specifications
Part number	FTP-638MCL401
Printing method	Thermal-line dot method
Dot structure	576 dots/line
Dot pitch (Horizontal)	0.125 mm (8 dots/mm)—Dot density
Dot pitch (Vertical)	0.125 mm (8 dots/mm)—Line feed pitch
Effective printing area	72 mm
Number of columns	ANK 48 columns/line (maximum 12 x 24 dot font)
Paper width	80 mm
Paper thickness	60 to 100 $\mu$ m (some paper in this range may not be used because of paper characteristics)
Printing Speed	Maximum 60mm/sec. (480 dot line/sec.) at 8.5V
Character types	Alphanumeric, kana: 159 types International characters: 195 types JIS Kanji (Kanji CG loaded board): about 6800 types
Character, dimensions (W×H), number of columns	12 × 24 dots, (1.5 × 3.0 mm), 48 columns: ANK 24 × 24 dots, (3.0 × 3.0 mm), 24 columns: ANK 8 × 16 dots, (1.0 × 2.0 mm), 72 columns: ANK 16 × 16 dots, (2.0 × 2.0 mm), 36 columns: ANK

## ■ SPECIFICATIONS

Item		Specification
Interface		Conforms to RS232C / Centronics
Power supply	For print head	4.2 - 8.5 VDC average current, 0.30A (2.4A peak) at 7.2V (print ratio: 12.5%, print speed: 60mm/sec. )
	For motor	4.2 - 8.5 VDC $\pm$ 5%, 1.0A maximum
	For cutter	7.2 - 8.5 VDC $\pm$ 5%, 1.1A maximum
	For logic	3.0 -5.25 VDC, 0.1 A maximum
Dimensions	Mechanism with cutter	103.2 x 42.2 x 21.8 mm (WxDxH)
	Interface board	70 x 60 x 12mm
Weight	Mechanism with cutter	Approximately 118g
	Interface board	Approximately 25g
Life	Head	Pulse resistance: 100 million pulses/dot (under our standard conditions); Abrasion resistance: paper traveling distance 50km (print ratio: 12.5% or less)
	Cutter	500,000 cuts (20 cuts/minute)
Operating environment	Operating temperature*	0° C to 50° C
	Operating humidity	20 to 85% RH (no condensation)
	Storage temperature	-20° C to +60° C (paper not included)
	Storage humidity	5 to 90% RH (no condensation)
Detection function	Head temperature detection	Detected by thermistor
	Paper out/mark detection	Detected by photo-interrupter
	Platen release	Detected by sliding switch
Recommended thermal sensitive paper		High Sensitive Paper TF50KS-E4 (Nippon Paper)
		Standard paper: TF60KS-E(Nippon Paper), FTP-020PU001 (58mm), PD105R (Oji Paper), FTP-020P0701 (58mm)
		Medium Life Paper TF60KS-F1, FTP-020P0102 (58mm), PD170R (Oji Paper), P220VBB-1 Mitsubishi Paper)
		Long Life Paper PD160R-N (Oji Paper), AFB-235 (Mitsubishi Paper), TP50KJ-R (Nippon Paper), HA220AA (Nippon Paper)

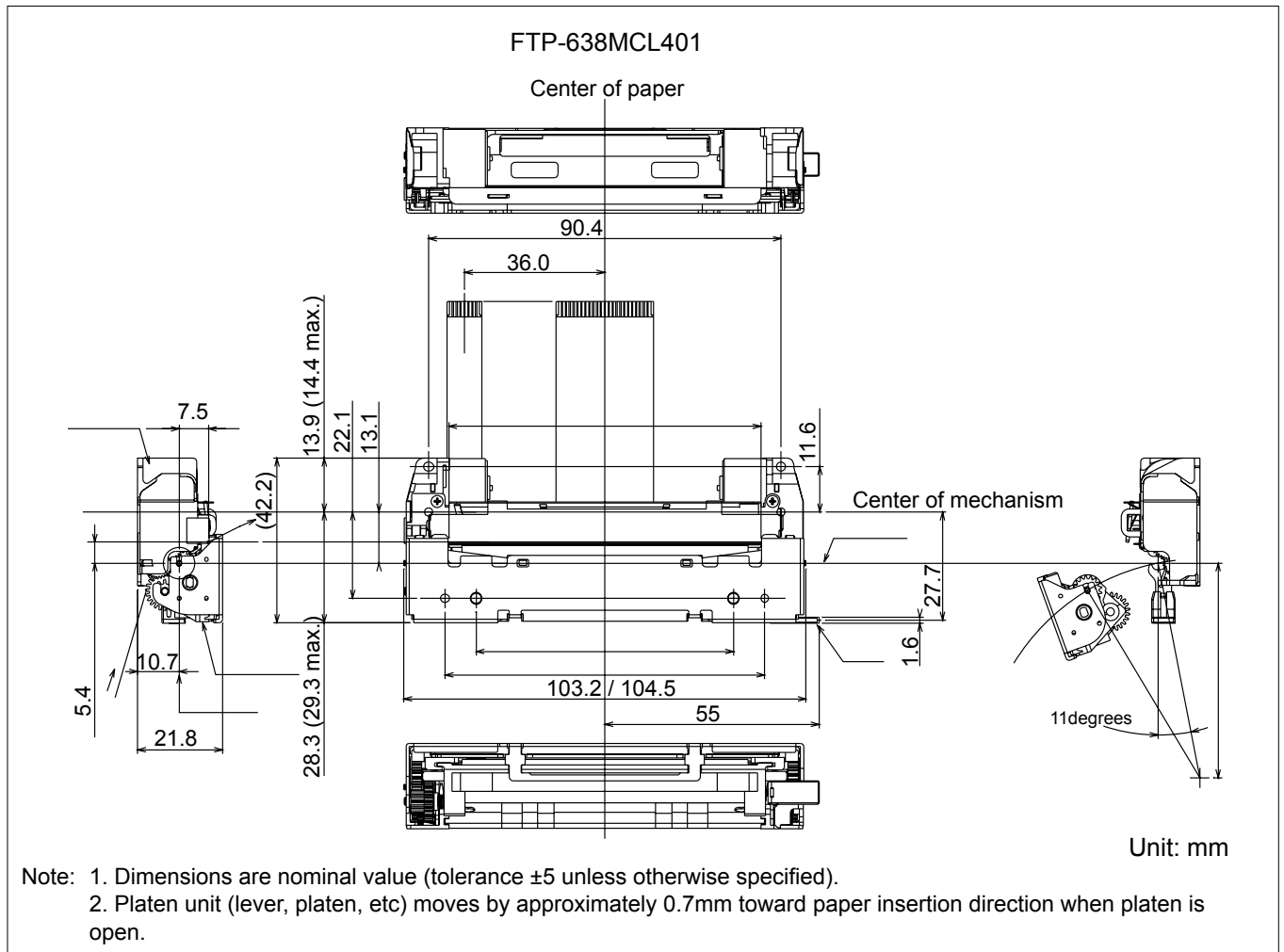
\*+5°C to +40°C printing density assurance range.

## ■ FUNCTION OF INTERFACE BOARD

	Item		Item
1.	Test print function	8.	Cutter trouble detect
2.	Paper out detection	9.	Motor power saving function
3.	Paper near end detection	10.	Mark detection function
4.	Platen open detection	11.	MCU operation abnormality detection
5.	Thermal head temperature abnormality detection	12.	Power ON/OFF sequence protection
6.	Blow-out fuse detection	13.	Motor over-current protection
7.	Head voltage abnormality detection	14.	Hardware timer

## ■ DIMENSIONS

## 1. Printer mechanism



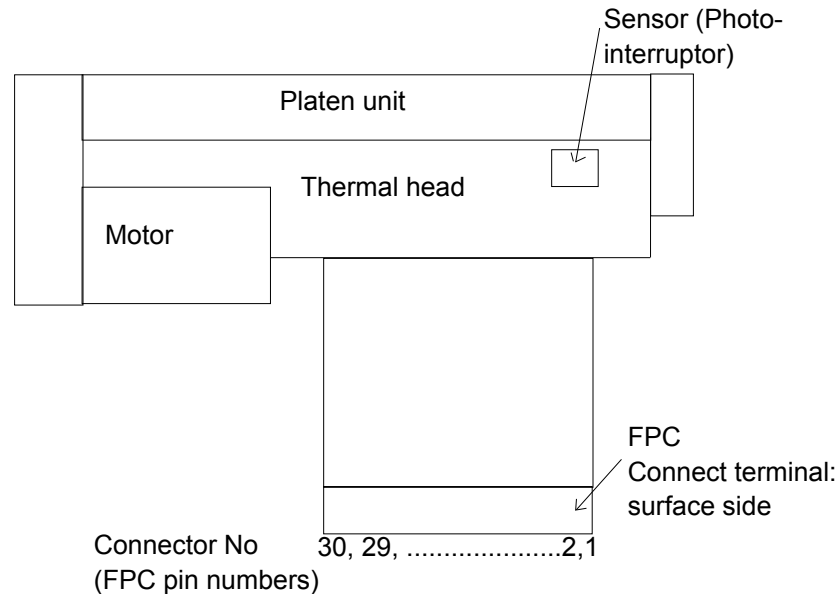
**1. Connector (FPC) specification (CN4)****(1) Connector**

Mechanical unit side: FPC connector

Remote side (housing site): 52610-3071 (made by Molex)

**(2) Pin assignment on the mechanical side**

No	Signal	I/O	Contents
1	PHK	—	Photointerrupter (Cathode)
2	VSEN	I	Ground power supply for paper sensor
3	PHE	O	Photointerrupter (Emitter)
4	VH	I	Head drive power
5	VH	I	Head drive power
6	DI	I	Data in
7	CLK	I	Clock
8	GND	—	Head ground
9	GND	—	Head ground
10	STB5	I	Strobe 5
11	STB4	I	Strobe 4
12	STB3	I	Strobe 3
13	VDD	I	Logic Power
14	TM	O	Thermistor
15	STB2	I	Strobe 2
16	STB1	I	Strobe 1
17	$\overline{\text{AE2}}$	O	Enable 2
18	$\overline{\text{AE1}}$	O	Enable 1
19	GND	—	Head ground
20	GND	—	Head ground
21	$\overline{\text{LAT}}$	I	Data latch
22	DO	O	Data out
23	VH	I	Head drive power
24	VH	I	Head drive power
25	SW	I	Platen open switch
26	SW	O	Platen open switch
27	$\text{MT } \overline{\text{A}}$	I	Motor excite signal $\overline{\text{A}}$
28	MT A	I	Motor excite signal A
29	$\text{MT } \overline{\text{B}}$	I	Motor excite signal $\overline{\text{B}}$
30	MT B	I	Motor excite signal B



## 2. Cutter (CN5)

Connector on control circuit side: 52610-0871 Molex or equivalent

No.	Signal	I/O	Contents	No.	Signal	I/O	Contents
1	VSEN	I	Paper sensor power	2	PHE	O	Photo interruptor (emitter)
3	PHK	—	Photo interruptor (cathode)	4	MT $\bar{A}$	I	Motor excite signal $\bar{A}$
5	MT A	I	Motor excite signal A	6	MT $\bar{B}$	I	Motor excite signal $\bar{B}$
7	MT B	I	Motor excite signal B	8	NC	—	Not connected

## Fujitsu Components International Headquarter Offices

### Japan

Fujitsu Component Limited  
 Gotanda-Chuo Building  
 3-5, Higashigotanda 2-chome, Shinagawa-ku  
 Tokyo 141 8630, Japan  
 Tel: (81-3) 5449-7010  
 Fax: (81-3) 5449-2626  
 Email: [promothq@fcl.fujitsu.com](mailto:promothq@fcl.fujitsu.com)  
 Web: [www.fcl.fujitsu.com](http://www.fcl.fujitsu.com)

### North and South America

Fujitsu Components America, Inc.  
 250 E. Caribbean Drive  
 Sunnyvale, CA 94089 U.S.A.  
 Tel: (1-408) 745-4900  
 Fax: (1-408) 745-4970  
 Email: [components@us.fujitsu.com](mailto:components@us.fujitsu.com)  
 Web: <http://us.fujitsu.com/components/>

### Europe

Fujitsu Components Europe B.V.  
 Diamantlaan 25  
 2132 WV Hoofddorp  
 Netherlands  
 Tel: (31-23) 5560910  
 Fax: (31-23) 5560950  
 Email: [info@fceu.fujitsu.com](mailto:info@fceu.fujitsu.com)  
 Web: [emea.fujitsu.com/components/](http://emea.fujitsu.com/components/)

### Asia Pacific

Fujitsu Components Asia Ltd.  
 102E Pasir Panjang Road  
 #01-01 Citilink Warehouse Complex  
 Singapore 118529  
 Tel: (65) 6375-8560  
 Fax: (65) 6273-3021  
 Email: [fcsl@fcsl.fujitsu.com](mailto:fcsl@fcsl.fujitsu.com)  
 Web: <http://www.fujitsu.com/sg/services/micro/components/>

©2009 Fujitsu Components America, Inc. All rights reserved. All trademarks or registered trademarks are the property of their respective owners.  
 Fujitsu Components America or its affiliates do not warrant that the content of datasheet is error free. In a continuing effort to improve our products Fujitsu Components America, Inc. or its affiliates reserve the right to change specifications/datasheets without prior notice.  
 Rev. February 27, 2009.