


Präzisions-Buchsenleisten, RM 2,54mm, gerade, 1-/2-/3-reihig, BH 7mm Precision Female Headers, 2.54mm Pitch, Straight, Single/Double/Triple Row, 7.0mm Profile

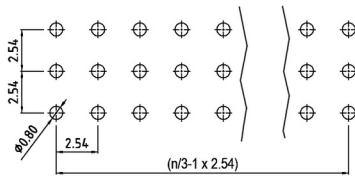
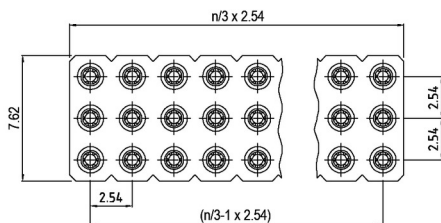
Technische Daten / Technical Data

Isolierkörper <i>Insulator</i>	Thermoplast, nach UL94 V-0 <i>Thermoplastic, rated UL94 V-0</i>
Kontaktmaterial <i>Contact Material</i>	Hülse: Messing gedreht Feder: 6-Finger-Clip für Rundstift Ø0,65-0,85mm oder Vierkantstift 0,635mm, BeCu (andere optional) <i>Sleeve: screw machined brass</i> <i>Clip: 6-Finger-Clip for round pins Ø0.65-0.85mm or 0.635mm square pins, BeCu (others optional)</i>
Kontaktoberfläche <i>Contact Surface</i>	Lt. Oberflächenoptionen, über Ni (1,3 ... 2,5µm) <i>Acc. to options (see below), over Ni (1.3 ... 2.5µm)</i>
RoHS-Ausnahmen 6a-I / 6c <i>RoHS Exemptions 6a-I / 6c</i>	6c; ohne RoHS-Ausnahme mit Option -LF21 <i>6c; Option -LF21 w/o RoHS-Exemption</i>
Durchgangswiderstand <i>Contact Resistance</i>	< 10 mΩ
Isolationswiderstand <i>Insulation Resistance</i>	> 1000 MΩ
Spannungsfestigkeit <i>Test Voltage</i>	1 kV RMS
Nennspannung <i>Voltage Rating</i>	100 V RMS / 150 V DC max.
Nennstrom <i>Current Rating</i>	3 A
Temperaturbereich <i>Temperature Range</i>	-55 °C ... +125 °C
Verarbeitung <i>Processing</i>	Wellen- oder Reflow-Lötverfahren <i>Wave or reflow soldering</i>

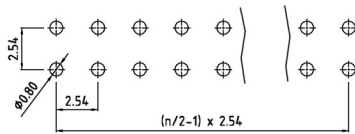
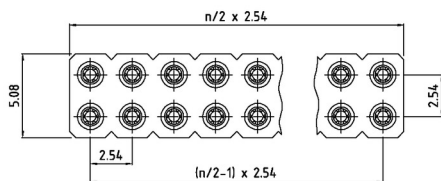


© W+P PRODUCTS

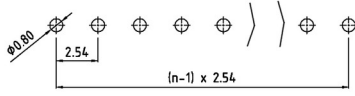
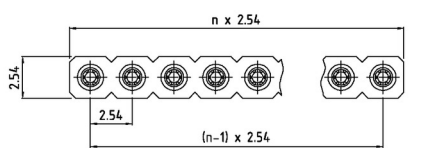
Clip Option	Rundstift Round Pin	Vierkantstift Square Pin	Fingerzahl No. Fingers
[..]	Ø0.65~0.85mm	0.635mm	6
-04-	Ø0.40~0.56mm	0.40x0.25mm	4
-06-	Ø0.40~0.56mm	---	6
-09-	Ø0.95~1.05mm	---	6



PCB Layout



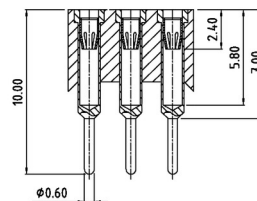
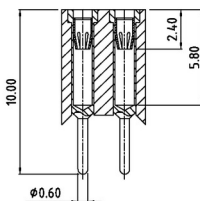
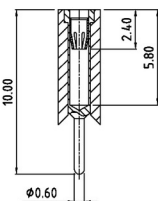
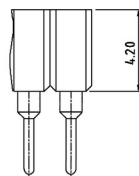
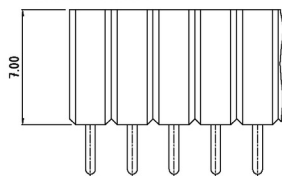
PCB Layout



PCB Layout

1 Row / 2 Rows

3 Rows



Series 153	Contacts* 020 002-050 Einreihig <i>Single row</i> 004-100 Zweireihig <i>Double row</i> 009-096 Dreireihig <i>Triple row</i>	Rows* 2 1 Einreihig <i>Single row</i> 2 Zweireihig <i>Double row</i> 3 Dreireihig <i>Triple row</i>	Sleeve Plating 50 50 Hülse verzinkt <i>Tin plated sleeve</i>	Clip Plating* 00 00 Vergoldet <i>Gold plated</i> 10 (opt.) 0,25µm Au 0,25µm Au 30 0,75µm Au 0,75µm Au 50 Verzinkt <i>Tin plated</i>	Clip (Optional)* [..] [..] Standard 04 4-Finger-Clip 06 6-Finger-Clip 09 6-Finger-Clip Aufnahmeform u. Dim. siehe obige Tabelle <i>Counterpart style and dim. see chart above</i>	Leadfree (Optional) LF21 LF21 Auf Anfrage bleifrei ohne RoHS Ausnahme 6c <i>On request leadfree without RoHS exemption 6c</i>
-----------------------------	--	--	---	---	---	---

* Dies ist ein **Bestellbeispiel** - bitte durch Ihre Spezifikationen ersetzen.
* This is an **order example** - please replace by your specifications.

Informationen zum Wellen-Lötverfahren

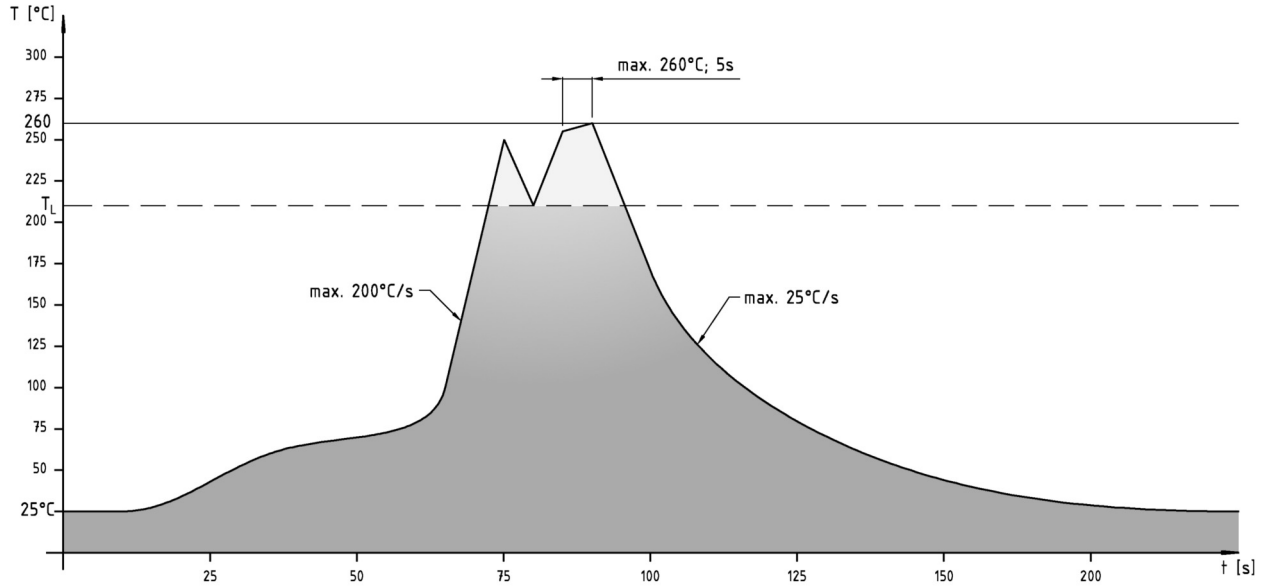
Wave Soldering Information

Empfehlungen für das Wellenlötverfahren

Recommendations for Wave Soldering

Die Bauteile sollten bei einer Lötbadtemperatur von 260°C in max. 5 Sekunden verlötet werden.

Empfohlenes Wellenlötprofil:



Informationen zum Reflow-Lötverfahren Reflow Soldering Information

Reflow-Lötempfehlung für kurze Lötzeiten

Die Bauteile sollten gemäß folgendem Temperatur-Profil in Anlehnung an die IPC/JEDEC J-STD-020C für bleifreies Löten im Reflow-Verfahren verarbeitet werden (Maximalwerte).

Profileigenschaft	Kennwert
Temperatur Minimum T_{Smin}	150 °C
Temperatur Maximum T_{Smax}	200 °C
Dauer $T_{Smin} - T_{Smax}$	60 – 180s
Temperatur Lötbereich T_L	217 °C
Verweildauer oberhalb T_L	60 – 180s
Ramp-Up Rate $T_{Smax} - T_P$	max. 3 °C / s
Höchsttemperatur T_P	260±5 °C
Dauer Höchsttemperatur	20 – 40s
Ramp-Down Rate $T_{Pmax} - T_{Smin}$	6 °C / s
Dauer 25 °C – Höchsttemperatur T_P	max. 8m

Reflow Soldering Recommendation For Shorter Peak Times

Items should be soldered according to IPC/JEDEC J-STD-020C temperature profile for leadfree reflow soldering (maximum values).

Profile Feature	Key Values
Minimum Temperature T_{Smin}	150 °C
Maximum Temperatur T_{Smax}	200 °C
Duration $T_{Smin} - T_{Smax}$	60 – 180s
Soldering Range Temperature T_L	217 °C
Duration above T_L	60 – 180s
Ramp-Up Rate $T_{Smax} - T_P$	max. 3 °C / s
Peak Temperature T_P	260±5 °C
Duration Peak Temperature	20 – 40s
Ramp-Down Rate $T_{Pmax} - T_{Smin}$	6 °C / s
Duration 25°C - Peak Temp. T_P	max. 8min

