

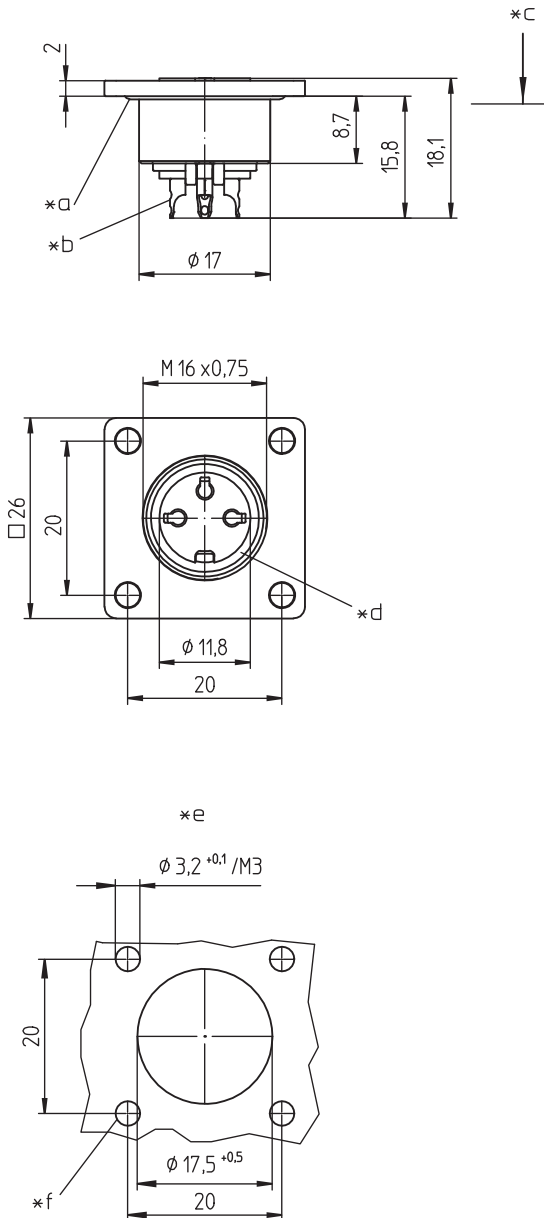
03 0308

Circular connectors with threaded joint M16 acc. to IEC 61076-2-106, IP40/IP68



Flange chassis socket acc. to IEC 61076-2-106, IP68, with threaded joint and solder terminals, for front mounting

03 0308



Environmental conditions

Temperature range -40 °C/+85 °C

Materials

Insulating body PA GF, V-0 according to UL94
 Contact bush CuZn, pre-nickel and silver-plated, passivated (3-8 poles)
 CuZn, pre-nickel and gold-plated (12-14 poles)
 Housing Zn diecast, pre-copper and nickel-plated
 Seal CR (flat), EPDM (O-ring)

Mechanical data

Insertion force/contact $\leq 5.0 \text{ N}^1$
 Withdrawal force/contact $\geq 1.2 \text{ N}$ (3-8 poles)
 $\geq 0.9 \text{ N}$ (12-14 poles)¹
 Tightening torque connector 1-3 Nm
 Protection class IP68²

¹ measured with a polished steel pin, nominal thickness 1.5 mm (1.0 mm with 12-14 poles)

² according to IEC DIN EN 60529, only in locked condition with an appropriate counterpart; IPX8 requirements under agreement between manufacturer and user

Connectable conductors for solder area

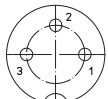
Section $\leq 0.75 \text{ mm}^2$ (AWG 20) (3-8 poles)
 $\leq 0.25 \text{ mm}^2$ (AWG 24) (12-14 poles)

Electrical data (at $T_{\text{amb}} 20 \text{ °C}$)

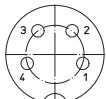
Contact resistance $\leq 5 \text{ m}\Omega$
 Rated current 5 A ($T_{\text{amb}} 40 \text{ °C}$, 3-8 poles)
 3 A ($T_{\text{amb}} 40 \text{ °C}$, 12-14 poles)
 Rated voltage with pollution degree 1:
 300 V (versions 03, 04, 05-1, 06, 07)
 100 V (versions 05, 07-1, 08, 08-1)
 160 V (versions 12, 14)
 with pollution degree 2:
 250 V (versions 03, 04)
 32 V (versions 05, 07-1, 08, 08-1)
 160 V (versions 05-1, 06, 07, 12, 14)
 Rated impulse voltage 1500 V (versions 03, 04, 05-1, 06, 07, 12, 14)
 500 V (versions 05, 07-1, 08, 08-1)
 Material group II (IEC)/I (UL) (400 \leq CTI < 600)
 Overvoltage category I
 Insulation resistance > 100 M Ω

03 0308

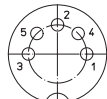
Pin configurations, solder side view



03-a
0308 03



04-a
0308 04



05-b
0308 05



05-a
0308 05-1



06-a
0308 06



07-a
0308 07



07-b
0308 07-1



0308 08



08-a
0308 08-1









12-a
0308 12








14-a
0308 14

Associated products

Counterparts

 0331	 0332	 0332-1
 033200	 0365	 036500

Accessories

 0308 C 02	 0322 C 16	 0381
 038199	 038799	

- *a O-ring gasket
- *b cup-shaped solder terminal
- *c mounting direction
- *d flat gasket
- *e port in mounting plate
- *f provide for suitable sealing of screws

03

0308

Designation	Pole Number	PU (Pieces)	MDQ (Pieces)
0308 03	3	50	100
0308 04	4	50	100
0308 05	5	50	100
0308 05-1	5	50	100
0308 06	6	50	100
0308 07	7	50	100
0308 07-1	7	50	100
0308 08	8	50	100
0308 08-1	8	50	100
0308 12	12	50	100
0308 14	14	50	100

Packaging:

in a cardboard box