



RAFIX 22 FS⁺, illuminated selector switch, round collar, frontring light gray, 1 x 90°, shape L, latching, illuminable



Description

The translucent handle marking can be illuminated if combined with a corresponding switching element.

For colored illumination of the handle marking, please use colored LEDs.



technical data

> general		direct links
Disassembly possible	no	> RAFI eCatalog
Front ring color	light gray	
Collar shape	round	
Operating temperature, min.	-25 °C	
Operating temperature, max.	70 °C	
Storage temperature, min.	-40 °C	
Storage temperature, max.	80 °C	
illuminated	Yes	
Packaging	Box	
Packaging unit	10 pcs.	
Net weight	10 g	
Operating life	300,000 cycles	
B10	390,000 cycles	
Degree of protection, front side, according to DIN EN 60529	IP65	
Environment resistance	IEC 60068-2-14	
	IEC 60068-2-30	
	IEC 60068-2-33	
	IEC 60068-2-78	
Salt-spray resistance according to standard	IEC 60068-2-11	
Minimum order quantity (MOQ)	10 pcs.	
RoHS compliant	Yes	
REACH compliant	Yes	
Country of origin	HU	
> mounting diameters		
Outside dimension, length	29.8 mm	
Outside dimension, width	29.8 mm	
Outside dimension, height	32.4 mm	
Mounting hole	22.3 mm	
Mounting depth	9.2 mm	

Installation height	22.24 mm
Grid, min.	30 x 30 mm
Collar dimension	ø 29,8 mm

> mechanical data

Fixing	Threaded ring
Actuation function	latching
Operating torque, max.	1.5 Nm
Threaded ring torque, max.	1.2 Nm
Rotating angle	1 x 90°, shape L

> Specifications according to UL 60947

UL Enclosure Type Rating front	type 1
side	type 4X indoor

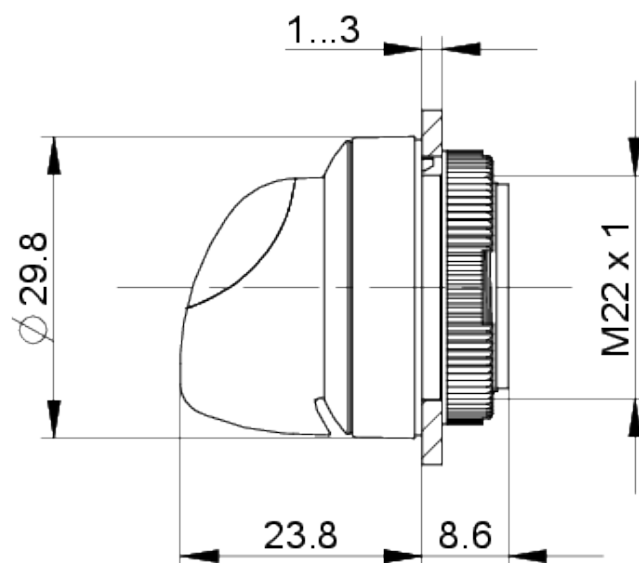
Use according to UL:

RAFIX control devices are defined at RAFI as modular elements, consisting of an actuating element, if necessary a coupling and an individual contact or lighting unit.

Actuating elements (such as pushbuttons, emergency stop actuators, etc.) have the intended tactility, reset and function only when assembled with the appropriate switching elements.

drawings

Dimensioned drawing



System drawing



System drawing



Mounting hole drawing



acc. to IEC 60947-5-1

front panel drawing

