




FEATURES

- RoHS compliant
- 1.0μH to 1.0mH
- Up to 10A I_{DC}
- Bobbin format
- Surface mount
- Integral EMI shield
- Compact size
- Tape and reel packaging
- UL 94V-0 materials
- J-STD-020-C reflow

DESCRIPTION

The 4800S series is a range of bobbin-wound, surface-mount inductors designed for use in switching power supply, and power line filter circuits. The parts are suitable for any application requiring a high saturation current in a low-profile package. The devices have an integral ferrite shield to reduce EMI.

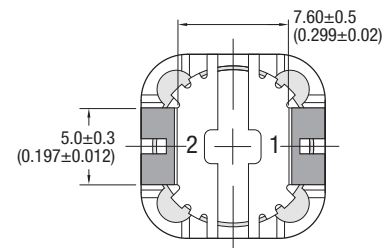
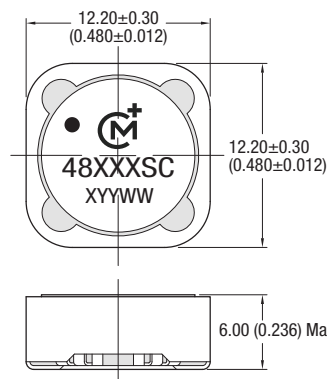
PIN CONNECTIONS (TOP VIEW)



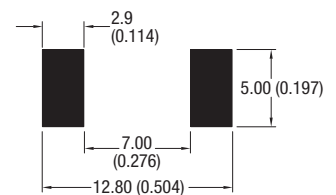
SELECTION GUIDE

Order Code	Inductance (10kHz, 100mV _{AC}) ±20%	DC Current ¹	DC Resistance	SRF	Q Factor	
	Nom.	Max.	Max.	Typ.	Typ.	
	μH	A	mΩ	MHz	Q	@ f (MHz)
481R0SC	1.0 (±30%)	10.0	6	83	35	1
482R2SC	2.2 (±30%)	8.2	10	48	36	1
483R3SC	3.3 (±30%)	7.3	12	39	34	1
484R7SC	4.7 (±30%)	6.3	16	28	34	1
486R8SC	6.8 (±30%)	5.1	21	26	34	1
48100SC	10	4.5	28	20	32	1
48150SC	15	3.7	40	17	31	1
48220SC	22	3.1	53	13	31	1
48330SC	33	2.8	73	11	31	1
48470SC	47	2.4	100	10	32	1
48680SC	68	1.8	145	9	33	1
48101SC	100	1.6	200	7	20	0.8
48151SC	150	1.35	280	6	23	0.8
48221SC	220	1.00	430	5	23	0.8
48331SC	330	0.85	630	5	22	0.8
48471SC	470	0.76	900	4	20	0.8
48681SC	680	0.66	1250	4	18	0.8
48102SC	1000	0.52	1850	4	17	0.8

MECHANICAL DIMENSIONS



Recommended Footprint Details



Dot signifies the innermost turn of the winding.
All dimensions in mm (inches). Package weight: 3.1g Typ.

ABSOLUTE MAXIMUM RATINGS

Operating free air temperature range	-40°C to 85°C
Storage temperature range	-40°C to 125°C

SOLDERING INFORMATION²

Peak reflow solder temperature	245°C
Pin finish	Tin

Specifications typical at T_A = 25°C

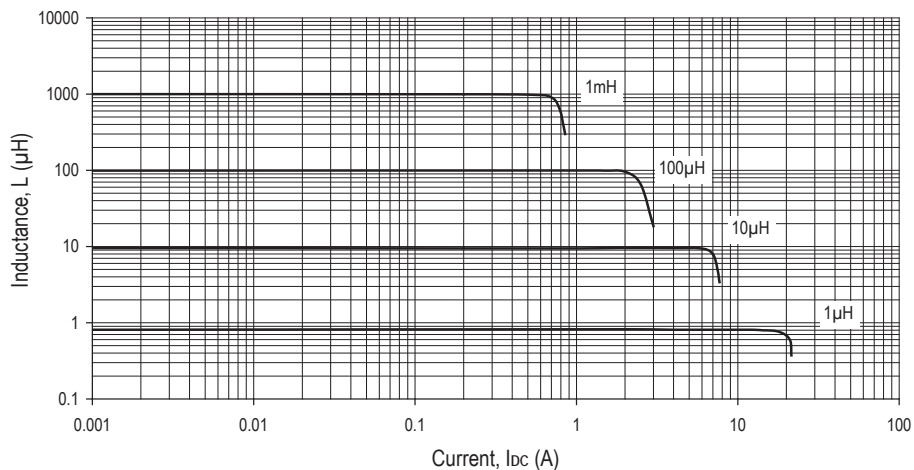
1 Maximum DC current occurs when either the inductance falls to 75% of its nominal value or when its temperature rise reaches 40°C, whichever is sooner.

2 For further information, please visit www.murata-ps.com/rohs

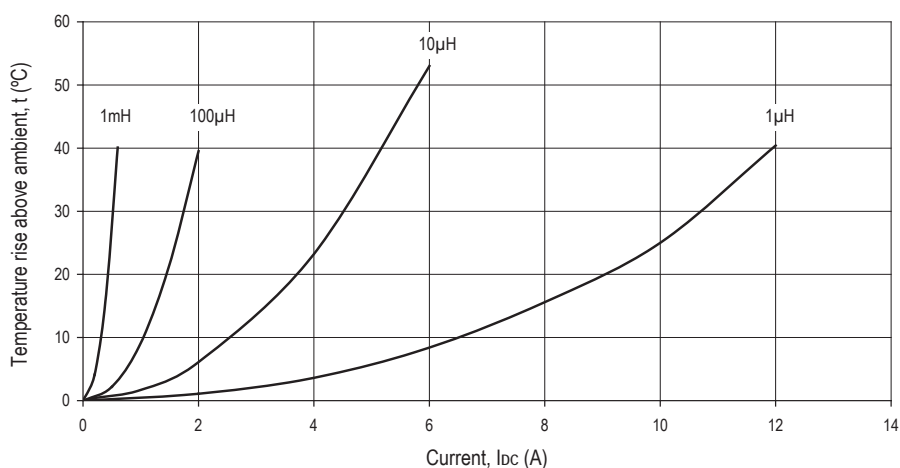


For full details go to
www.murata-ps.com/rohs

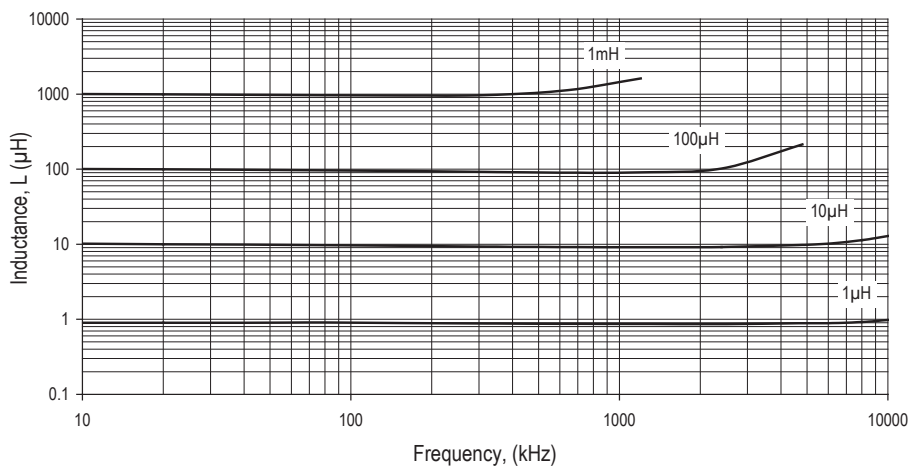
INDUCTANCE Vs CURRENT



TEMPERATURE Vs CURRENT

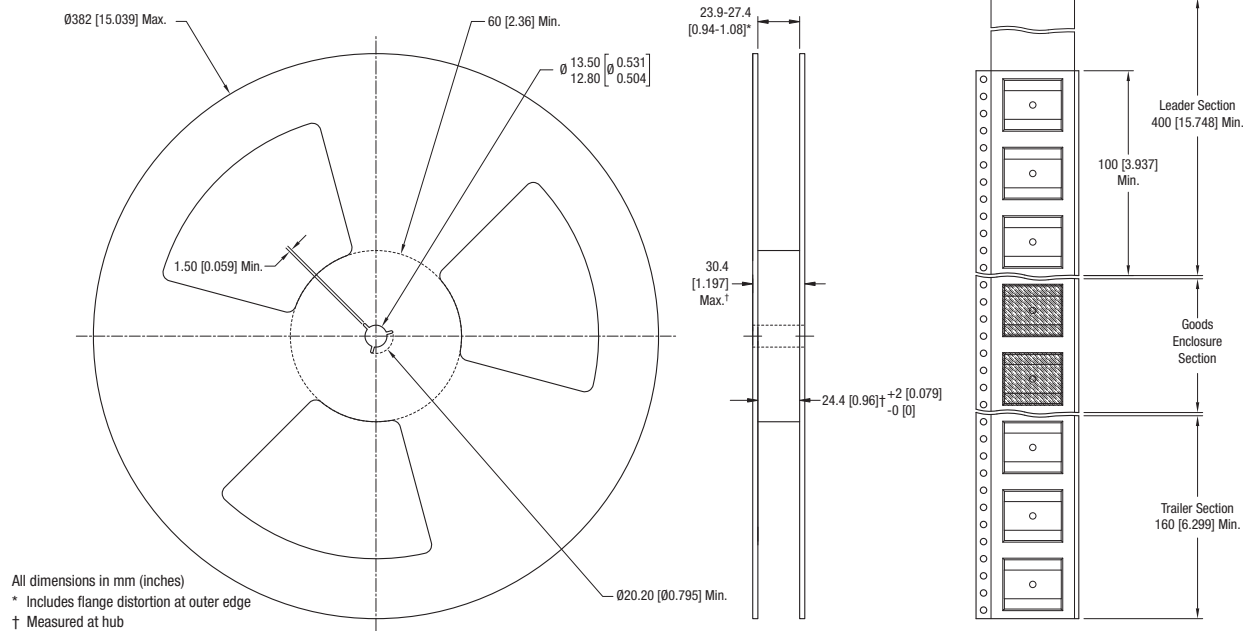


INDUCTANCE Vs FREQUENCY

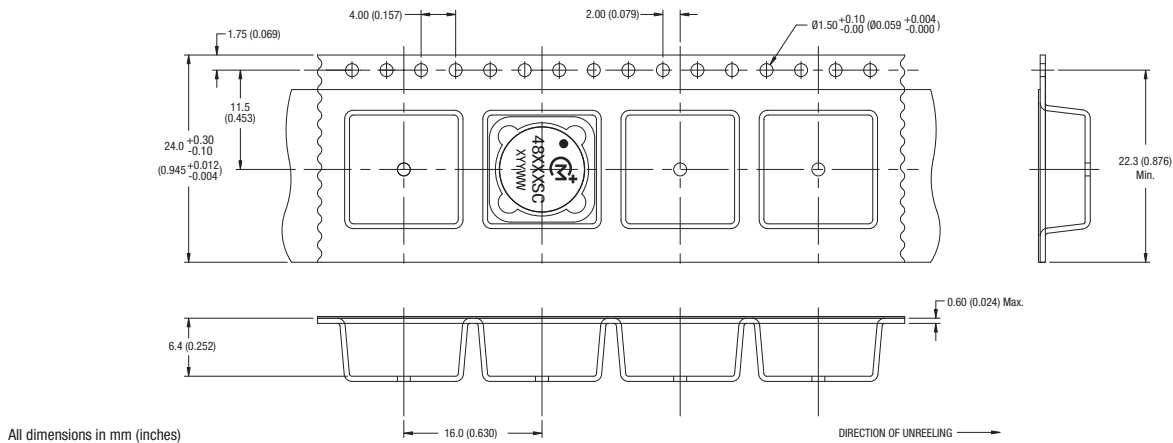


TAPE & REEL SPECIFICATIONS

REEL OUTLINE DIMENSIONS



TAPE OUTLINE DIMENSIONS



DISCLAIMER

Unless otherwise stated in the datasheet, all products are designed for standard commercial and industrial applications and NOT for safety-critical and/or life-critical applications.

Particularly for safety-critical and/or life-critical applications, i.e. applications that may directly endanger or cause the loss of life, inflict bodily harm and/or loss or severe damage to equipment/property, and severely harm the environment, a prior explicit written approval from Murata is strictly required. Any use of Murata standard products for any safety-critical, life-critical or any related applications without any prior explicit written approval from Murata shall be deemed unauthorised use.

These applications include but are not limited to:

- Aircraft equipment
- Aerospace equipment
- Undersea equipment
- Power plant control equipment
- Medical equipment
- Transportation equipment (automobiles, trains, ships, etc.)
- Traffic signal equipment
- Disaster prevention / crime prevention equipment
- Data Processing equipment

Murata makes no express or implied warranty, representation, or guarantee of suitability, fitness for any particular use/purpose and/or compatibility with any application or device of the buyer, nor does Murata assume any liability whatsoever arising out of unauthorised use of any Murata product for the application of the buyer. The suitability, fitness for any particular use/purpose and/or compatibility of Murata product with any application or device of the buyer remain to be the responsibility and liability of the buyer.

Buyer represents and agrees that it has all the necessary expertise to create and implement safeguards that anticipate dangerous consequences of failures, monitor failures and their consequences, lessen the likelihood of failures that might cause harm, and take appropriate remedial actions. Buyer will fully indemnify and hold Murata, its affiliated companies, and its representatives harmless against any damages arising out of unauthorised use of any Murata products in any safety-critical and/or life-critical applications.

Remark: Murata in this section refers to Murata Manufacturing Company and its affiliated companies worldwide including, but not limited to, Murata Power Solutions.



This product is subject to the following [operating requirements](#) and the [Life and Safety Critical Application Sales Policy](#):

Refer to: <https://www.murata.com/en-eu/products/power/requirements>

Murata Power Solutions (Milton Keynes) Ltd. makes no representation that the use of its products in the circuits described herein, or the use of other technical information contained herein, will not infringe upon existing or future patent rights. The descriptions contained herein do not imply the granting of licenses to make, use, or sell equipment constructed in accordance therewith. Specifications are subject to change without notice.

© 2021 Murata Power Solutions (Milton Keynes) Ltd.