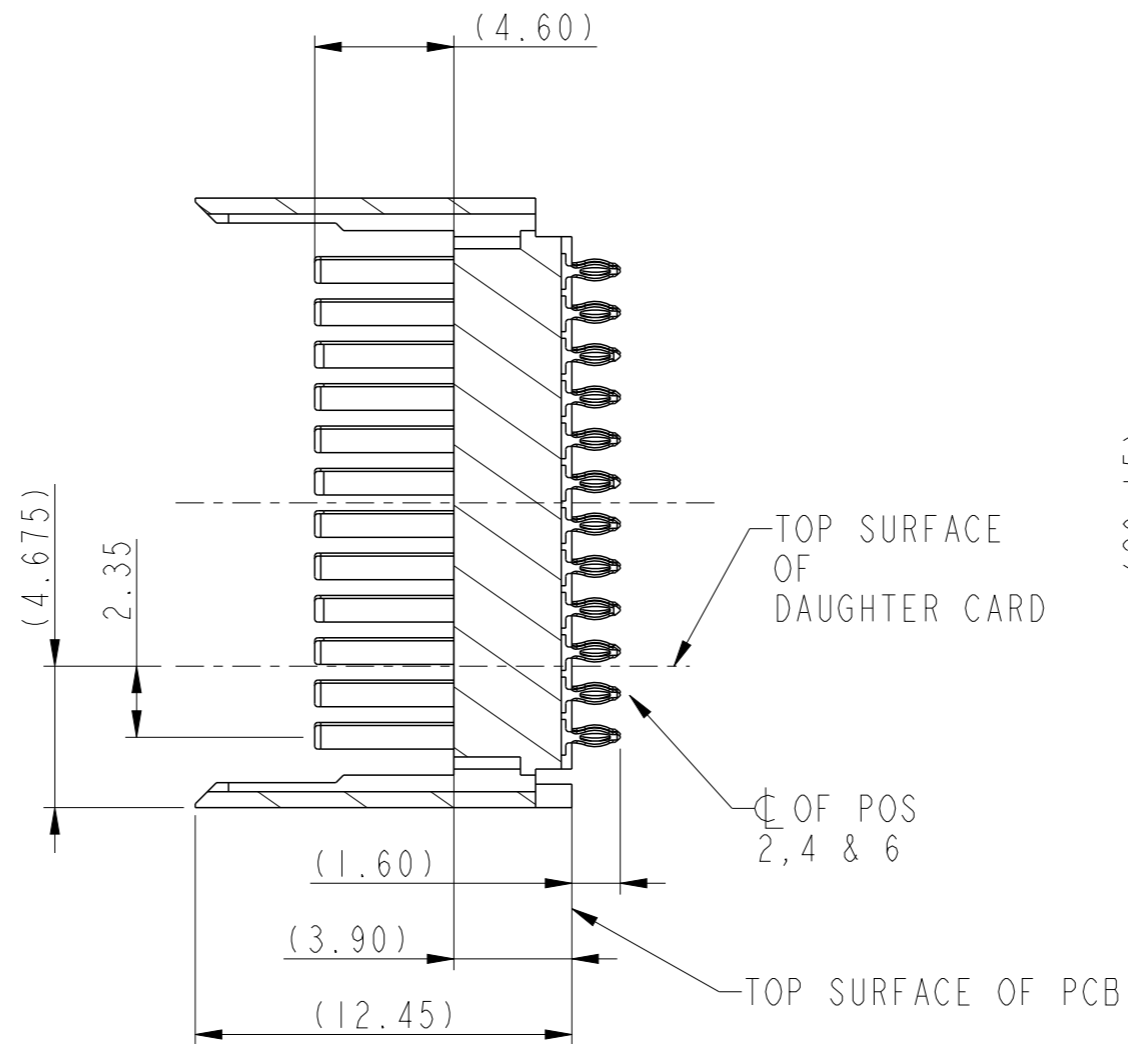
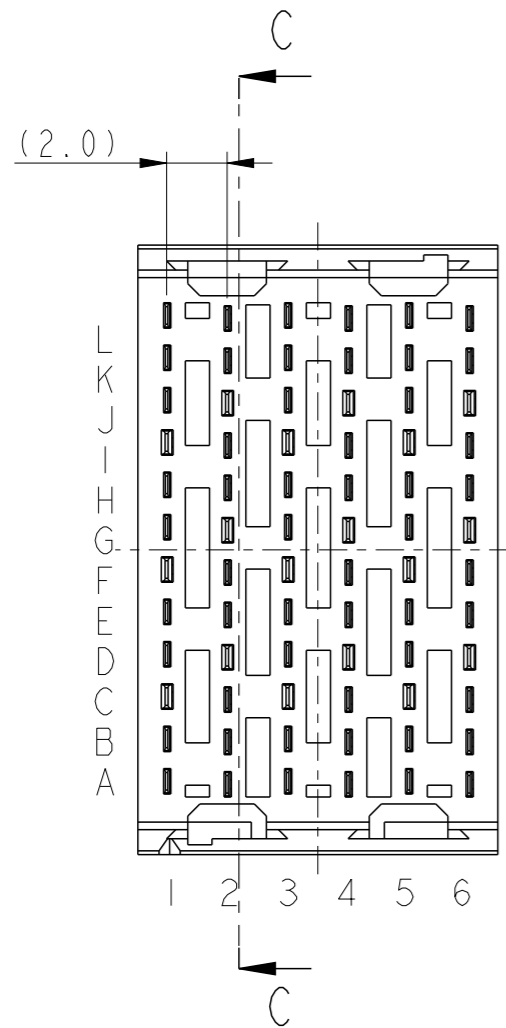
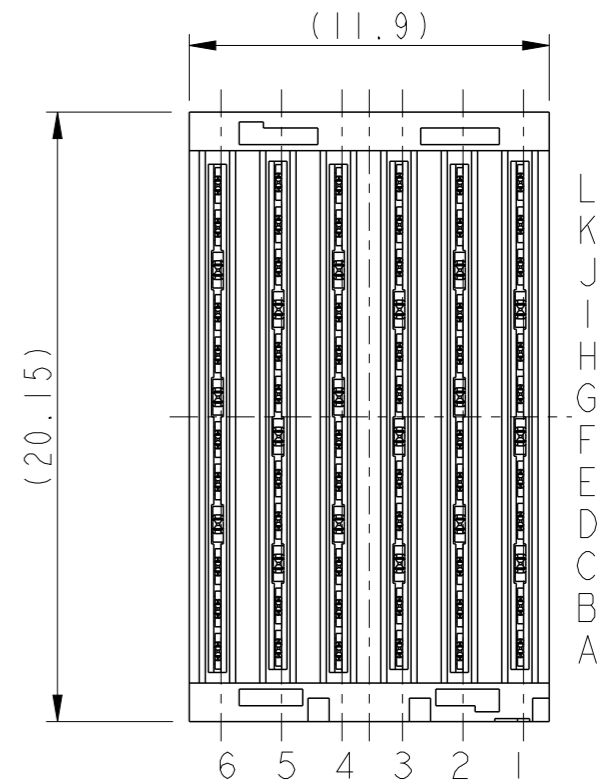






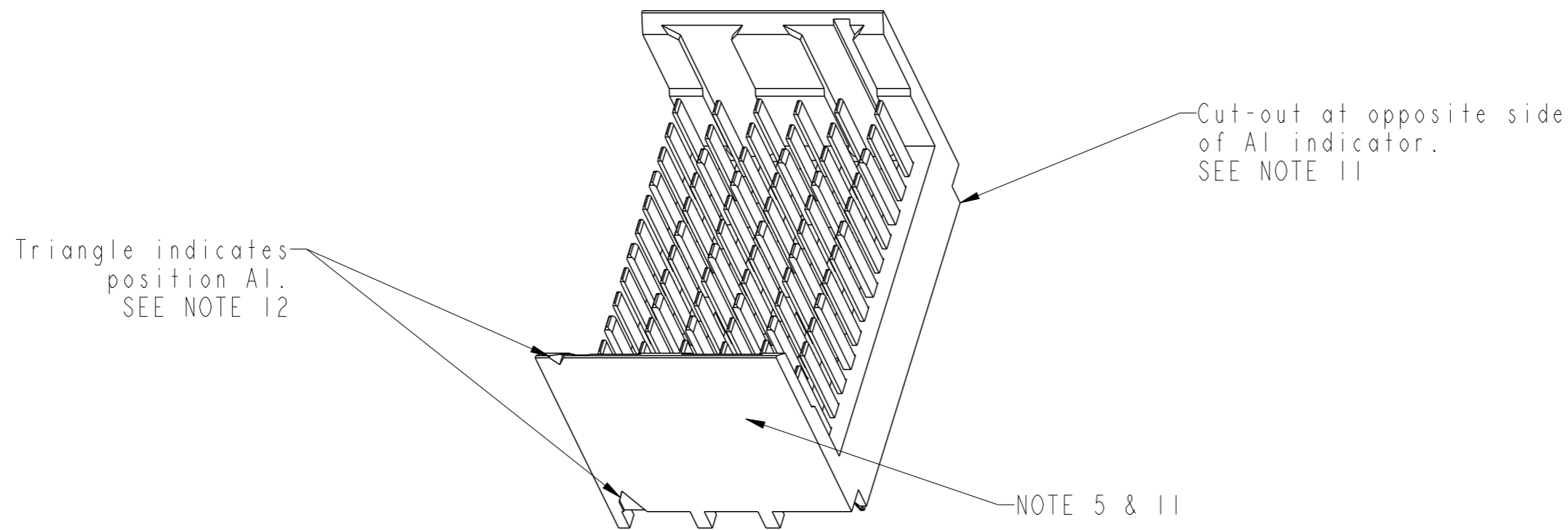
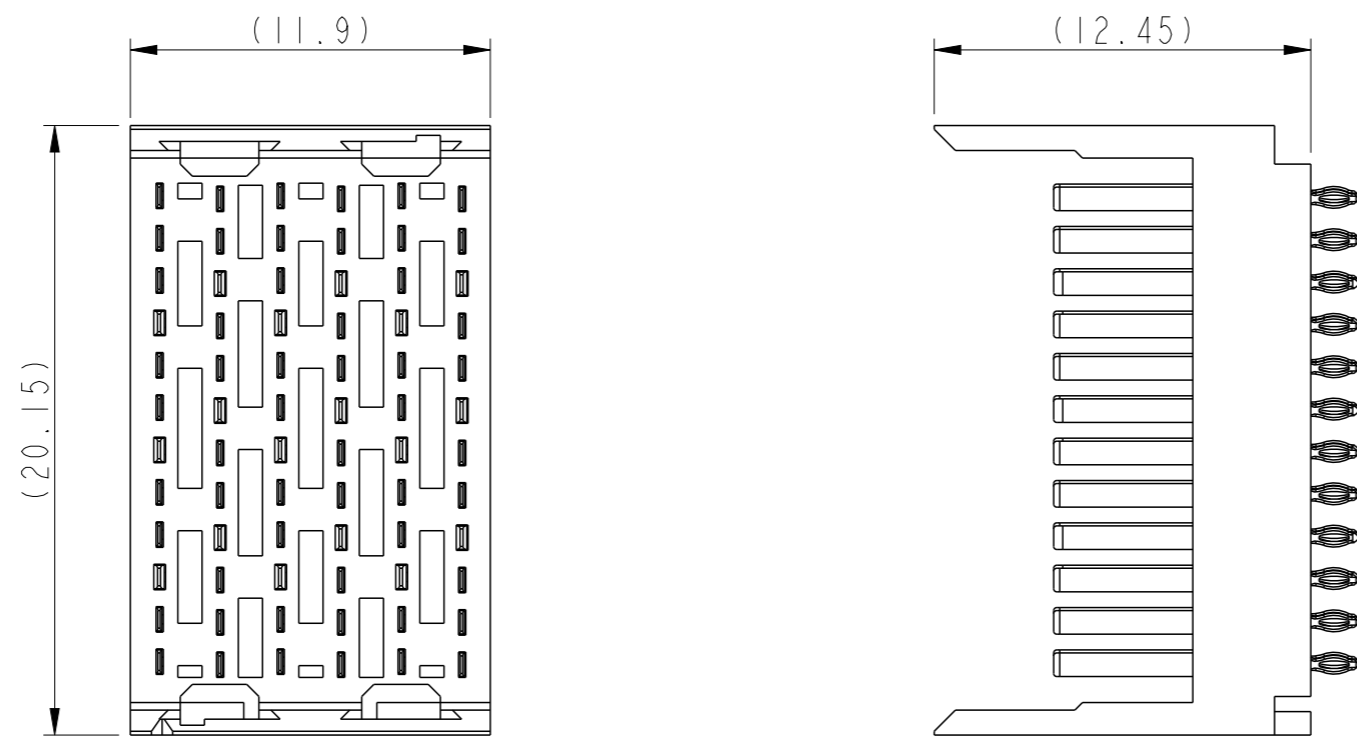
PART NUMBER
10114761-101LF

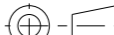




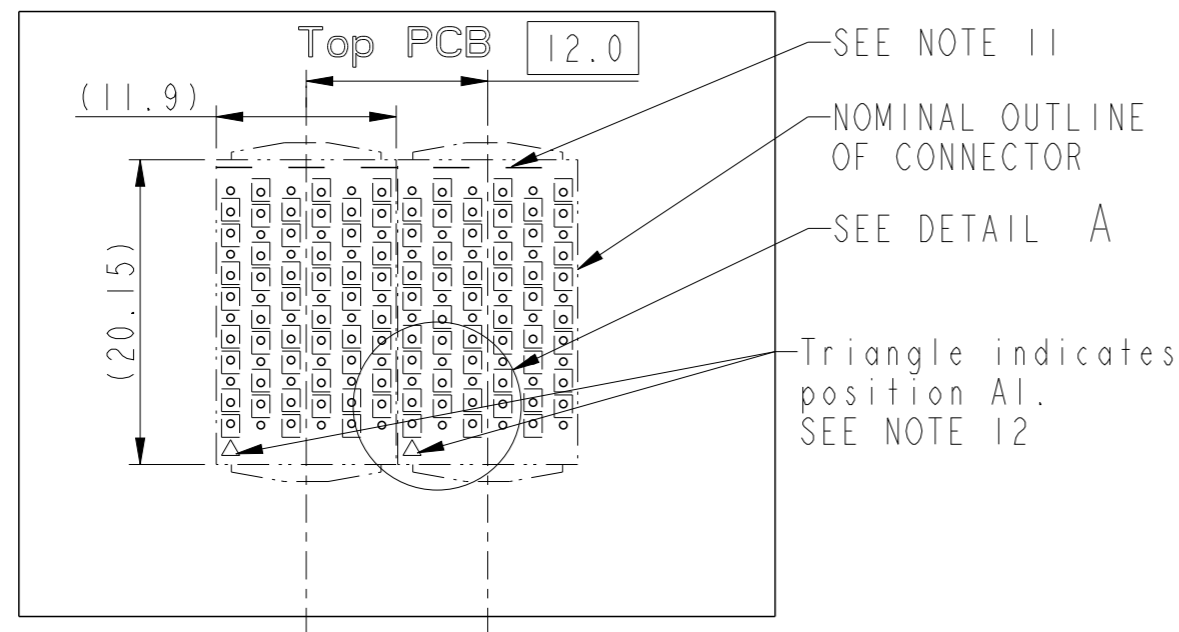
SECTION C-C



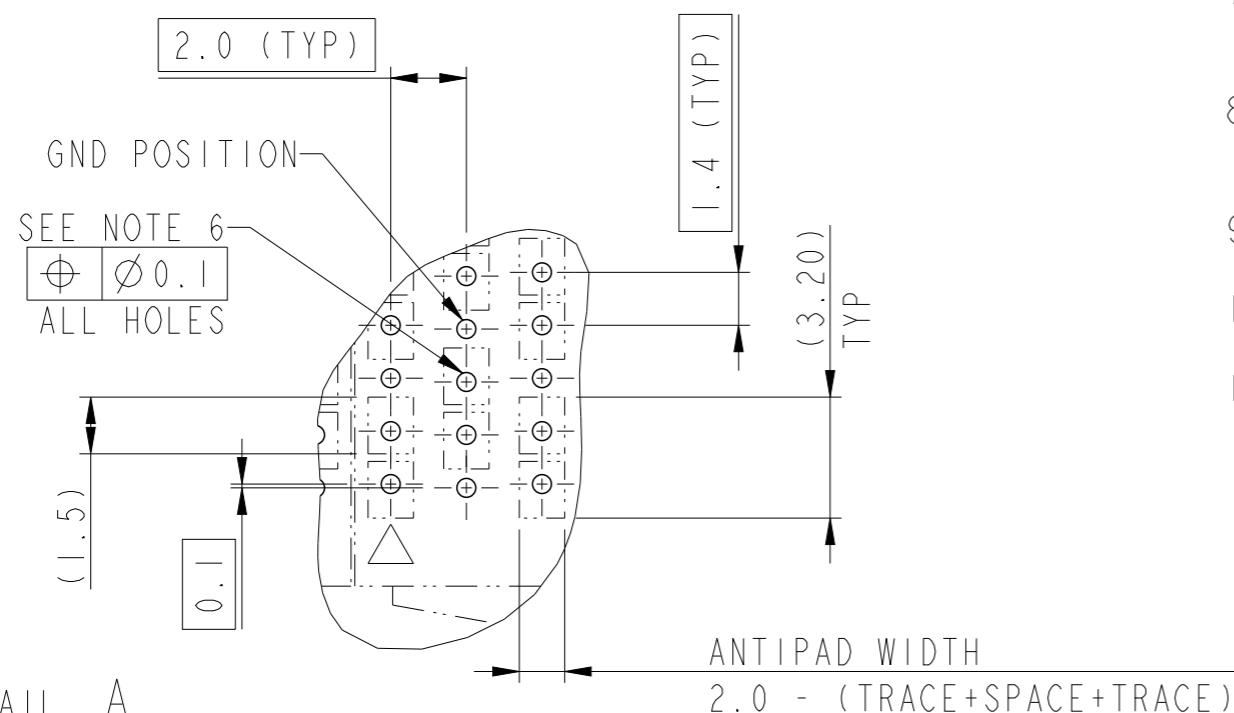
spec ref		concept			dr	Matthew Cheong	2010/06/24	projection 	mm 	size	A3	scale	4:1	
tolerance std ISO 406 ISO 1101	TOLERANCES UNLESS OTHERWISE SPECIFIED			eng	Matthew Cheong	2011/08/25	ecn no -							
				chr	-	-								
				appr			Chen-Hong Tan			2011/08/25			product family -	
surface -  ISO 1302	linear	0.X		±		title AirMax VS VERTICAL HEADER 4 Pair, 72 pos, 2mm, 6 col SPC			dwg no	10114761C			rev A	
		0.XX		±										
		0.XXX		±										
	angular		0°		±°	www.fci.com	cat. no. -			Product - Customer Drw			sheet 1 of 3	



spec ref		concept			dr		Matthew Cheong		2010/06/24		projection		mm		size		A3		scale		4:1	
tolerance std		TOLERANCES UNLESS OTHERWISE SPECIFIED			eng		Matthew Cheong		2011/08/25						ecn no		-					
ISO 406					chr		-		-													
ISO 1101					appr		Chen-Hong Tan		2011/08/25						product family		-		rel level		Released	
surface					linear		0.X		±				title		AirMax VS VERTICAL HEADER		dwg no		10114761C		rev	
		0.XX		±																		
		0.XXX		±																		
ISO 1302		angular		0°		±°		www.fci.com		cat. no.		-		Product - Customer Drw		sheet 2 of 3						



RECOMMENDED PCB LAYOUT
FOR DIFFERENTIAL APPLICATIONS COMPONENT SIDE
(TWO ADJACENT FOOTPRINTS SHOWN)



DETAIL A
SCALE 5:1

NOTES:

- CONNECTOR MATERIALS:
HOUSING : HIGH TEMP THERMOPLASTIC, BLACK, UL94V-0
CONTACT: COPPER ALLOY
- CONTACT PLATING:
SEPARABLE INTERFACE: PERFORMANCE-BASED PLATING, QUALIFIED TO MEET THE REQUIREMENTS OF FCI PRODUCT SPECIFICATION GS-12-239, INCLUDING TELCORDIA GR-1217-CORE (NOV 1995)
CENTRAL OFFICE TEST SEQUENCE.
PRESS-FIT TAIL: TIN OVER NICKEL (LEAD FREE)
- PRODUCT SPECIFICATION: GS-12-239
- APPLICATION SPECIFICATION: GS-20-035 FLATROCK INSERTION INTO PCB BY APPLICATION TOOL.
- PRODUCT MARKING, (PARTNUMBER & LOTCODE).
- SEE CUSTOMER DRAWING 10045979 FOR INFORMATION ON PCB HOLE DIAMETER AND PLATING OPTIONS.
- LEAD FREE PRODUCT MEETS EUROPEAN UNION DIRECTIVE & OTHER COUNTRY REGULATIONS AS DESCRIBED IN GS-22-008.
- THE HOUSING SHOULD WITHSTAND EXPOSURE TO 260°C PEAK TEMPERATURE FOR 40 SECONDS IN A CONVECTION, INFRA-RED OR VAPOR PHASE REFLOW OVEN.
- PACKAGE PER GS-14-1086 AND GS-14-920 LEAD FREE LABELING SPEC.
- THERE IS NO GROUND BUSSING WITHIN THE CONNECTOR SYSTEM.
- IT IS RECOMMENDED TO PUT THIS VISIBLE LINE AND THE AI INDICATION (TRIANGLE) ON THE PCB TO INDICATE PROPER ORIENTATION.
OTHER VISIBLE POLARIZATION MARKS ARE AI INDICATOR AND PRINTING SIDE.
(SEE SHEET 2)

spec ref		concept		dr	Matthew Cheong	2010/06/24	projection 	mm 	size	A3	scale	4:1
tolerance std ISO 406 ISO 1101	TOLERANCES UNLESS OTHERWISE SPECIFIED			eng	Matthew Cheong	2011/08/25			ecn no	-		
				chr	-	-						
				appr	Chen-Hong Tan	2011/08/25					product family	
surface - 	linear	0.X	±		title AirMax VS VERTICAL HEADER 4 Pair, 72 pos, 2mm, 6 col SPC			dwg no	10114761C		rev	A
		0.XX	±									
		0.XXX	±									
ISO 1302	angular	0°	±°	www.fci.com	cat. no.	-	Product - Customer Drw			sheet 3 of 3		