


CLF7045T-100M-D



Applications	Automotive Grade
Feature	AEC-Q200
	Wire Wound
	Magnetic Shield
	Ferrite Core
Series Type	CLF-D
Status	EOL announced
	Recommended Alternate Part No. : CLF6045NIT-100M-D (Interchangeability is not guaranteed.)
	Discontinue Issue Date : May.14, 2024
	Last Purchase Order Date : Mar.31, 2026
Brand	Last Shipment Date : Dec.31, 2026
	TDK



Size	
Length(L)	7.20mm ±0.20mm
Width(W)	6.90mm ±0.20mm
Thickness Height	4.50mm ±0.30mm
Recommended Land Pattern (A)	2.00mm Nom.
Recommended Land Pattern (B)	3.90mm Nom.
Recommended Land Pattern (C)	2.20mm Nom.

Electrical Characteristics	
Inductance	10μH ±20% at 100kHz
Rated Current (L Change) [Typ.]	2.7A (10% Down)
Rated Current (L Change) [Max.]	
Rated Current (Temperature Rise) [Typ.]	2.5A (30°C Rise)
Rated Current (Temperature Rise) [Max.]	
DC Resistance [Typ.]	38mΩ
DC Resistance [Max.]	45.6mΩ
Rated Voltage [Max.]	
Self Resonant Frequency [Min.]	
Self Resonant Frequency [Typ.]	
Q [Min.]	
Q [Typ.]	

Other	
Operating Temp. Range	-40 to 150°C (Including Self-Temp. Rise)

! Images are for reference only and show exemplary products.
! This PDF document was created based on the data listed on the TDK Corporation website.
! All specifications are subject to change without notice.

CLF7045T-100M-D

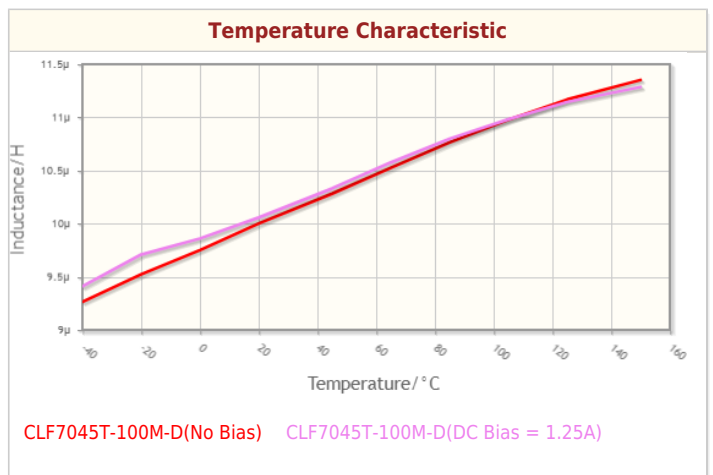
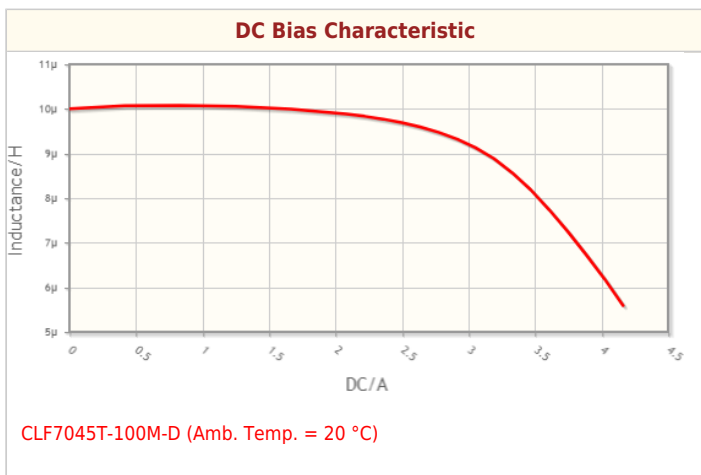
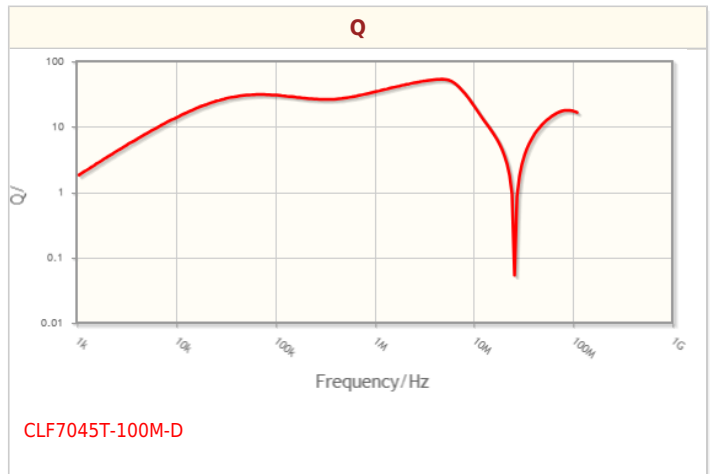
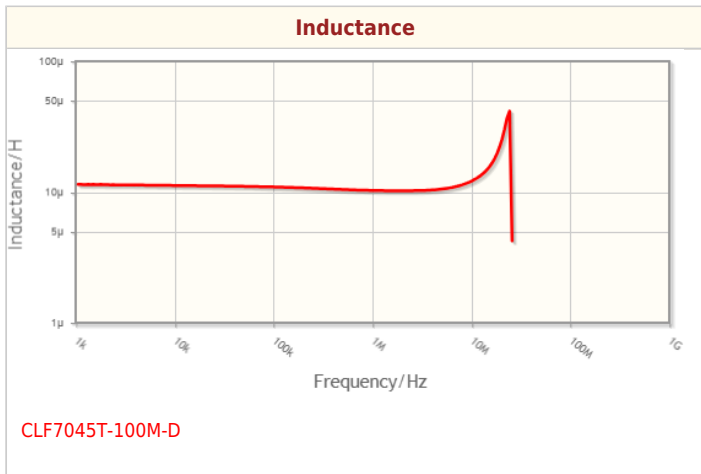
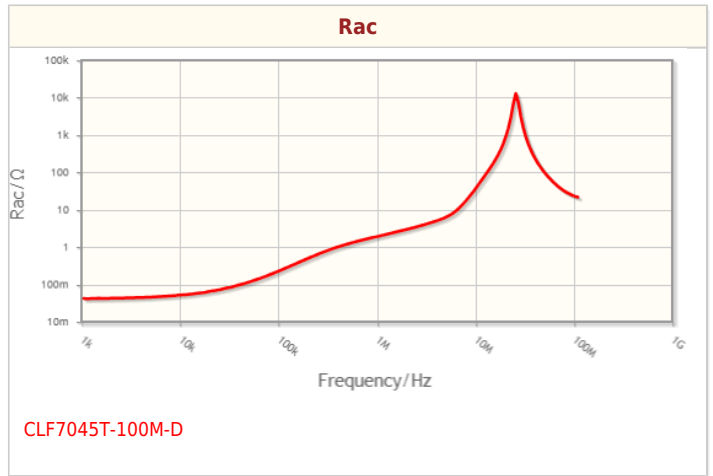
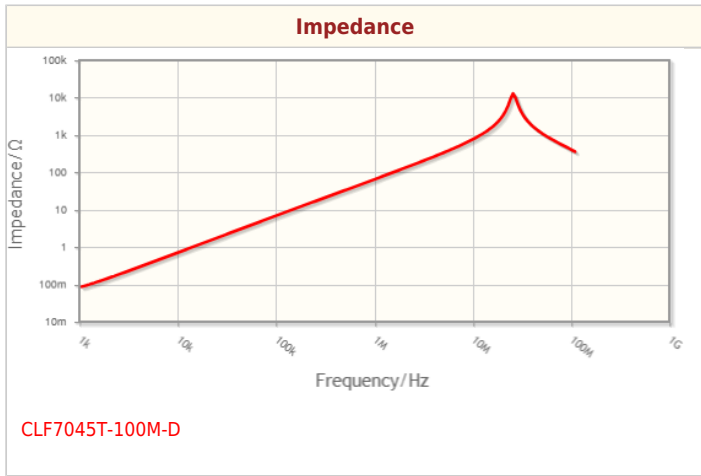


Soldering Method	Reflow Iron Soldering
AEC-Q200	YES
Packing	Punched (Paper)Taping [330mm Reel]
Package Quantity	1000pcs
Weight	0.8g

CLF7045T-100M-D

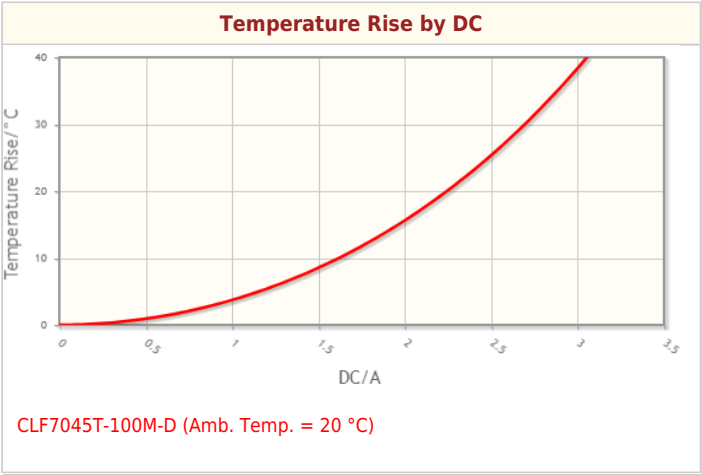


Characteristic Graphs(This is reference data, and does not guarantee the products characteristics.)





Characteristic Graphs(This is reference data, and does not guarantee the products characteristics.)



CLF7045T-100M-D



Associated Images

