

DO NOT SCALE FROM THIS PRINT

TABLE 1			
ITEM	COMPONENT	-HN	-GN
1	SUB-ASSEMBLY	SUB-BNC5-P-C-N-ST-CA1	SUB-BNC5-P-C-N-ST-CA1
2	PIN	BNC5-PIN-001-H	BNC5-PIN-001-G
3	OUTER FERRULE	BNC-FER-002-N	BNC-FER-002-N
4	INSULATOR	BNC5-INS-001	BNC5-INS-001
5	INNER FERRULE	BNC5-FER-001-N	BNC5-FER-001-N

BNC5-P-C-XX-ST-CA1

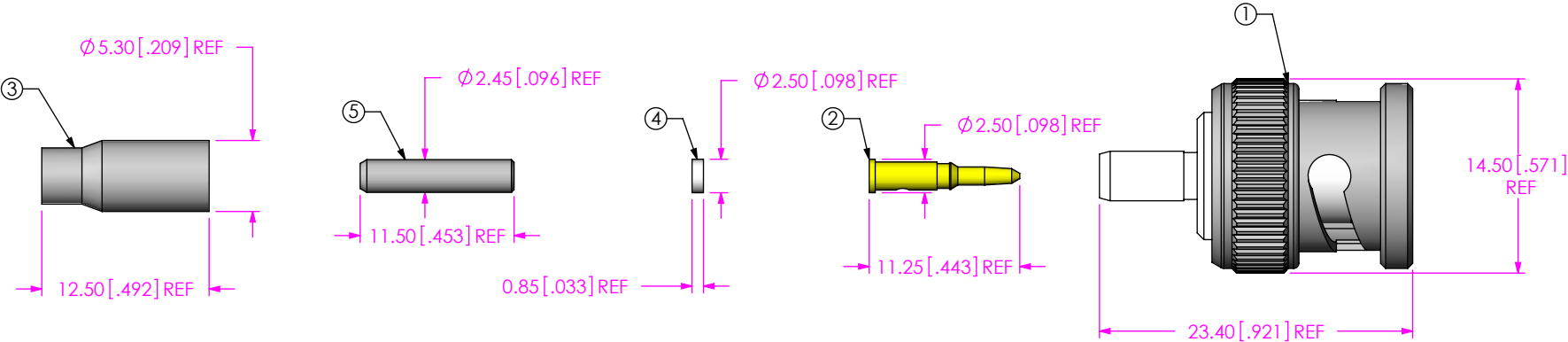
GENDER
-P: PLUG

TYPE
-C: CABLE

TERMINATION
-CA1: CABLE (RG174 OR RG316)

ORIENTATION
-ST: STRAIGHT

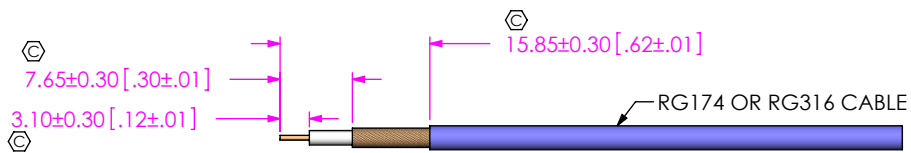
PLATING SPECIFICATION
-HN: 30µ" GOLD CENTER CONTACT, 100µ" NICKEL OUTER CONTACT
-GN: 10µ" GOLD CENTER CONTACT, 100µ" NICKEL OUTER CONTACT (SEE TABLE 1)



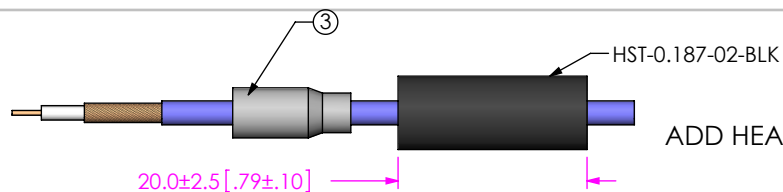
- NOTES:
- 1. REPRESENTS A CRITICAL DIMENSION.
 - 2. CENTER CONTACT PUSHOUT FORCE: 26.69 N [6 LB] MIN.
 - 3. NOTE DELETED.
 - 4. NOTE DELETED.
 - 5. NOTE DELETED.
 - 6. NOTE DELETED.
 - 7. NOTE DELETED.
 - 8. NOTE DELETED.

c:\enterprisevault\DWG\MISC\MKTG\BNC5-P-C-XX-ST-CA1-MKT.SLDDRW

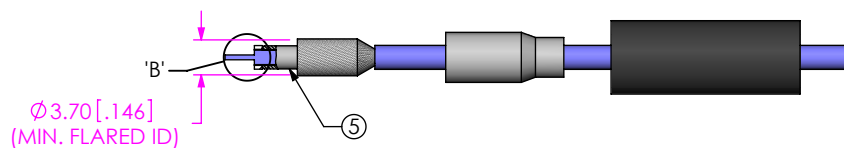
<p>UNLESS OTHERWISE SPECIFIED, DIMENSIONS ARE IN MILLIMETERS [INCHES]. TOLERANCES ARE:</p> <table><tr><td>DECIMALS</td><td>ANGLES</td></tr><tr><td>.X: ±0.3 [.01]</td><td>5 °</td></tr><tr><td>.XX: ±0.13 [.005]</td><td></td></tr><tr><td>.XXX: ±0.051 [.0020]</td><td></td></tr></table>		DECIMALS	ANGLES	.X: ±0.3 [.01]	5 °	.XX: ±0.13 [.005]		.XXX: ±0.051 [.0020]		<p>PROPRIETARY NOTE</p> <p>THIS DOCUMENT CONTAINS INFORMATION CONFIDENTIAL AND PROPRIETARY TO SAMTEC, INC. AND SHALL NOT BE REPRODUCED OR TRANSFERRED TO OTHER DOCUMENTS OR DISCLOSED TO OTHERS OR USED FOR ANY PURPOSE OTHER THAN THAT WHICH IT WAS OBTAINED WITHOUT THE EXPRESSED WRITTEN CONSENT OF SAMTEC, INC.</p>	
DECIMALS	ANGLES										
.X: ±0.3 [.01]	5 °										
.XX: ±0.13 [.005]											
.XXX: ±0.051 [.0020]											
<p>MATERIAL: DO NOT SCALE DRAWING SHEET SCALE: 2:1</p> <p>SHELL, FERRULE: BRASS CONTACT: BRASS DIELECTRIC: PTFE</p>		<p>520 PARK EAST BLVD, NEW ALBANY, IN 47150 PHONE: 812-944-6733 FAX: 812-948-5047 e-Mail info@SAMTEC.com code 55322</p>									
		<p>DESCRIPTION: BNC STRAIGHT CABLE PLUG, RG174 & RG316 - 50 OHM</p> <p>DWG. NO. BNC5-P-C-XX-ST-CA1</p>									
BY: R MUSSER		12/19/2007	SHEET 1 OF 2								



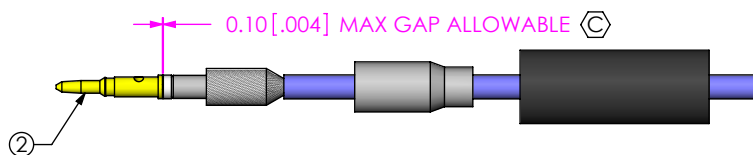
IN-PROCESS 1
STRIP AND TIN INNER CONDUCTOR



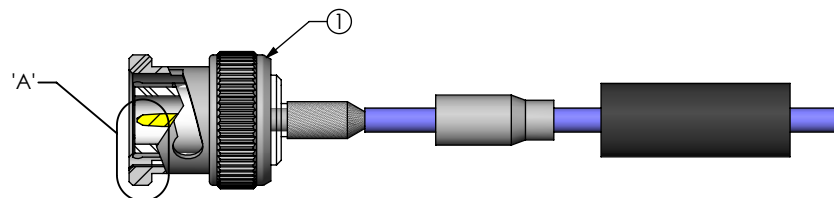
IN-PROCESS 2
ADD HEAT SHRINK TUBE AND FERRULE



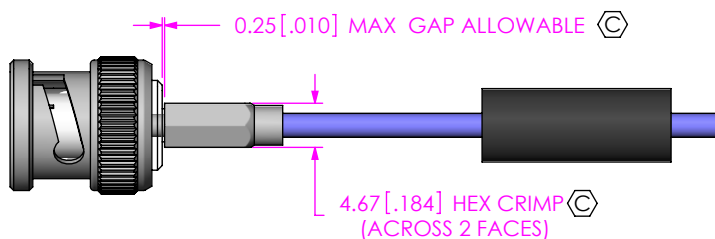
IN-PROCESS 3
FLARE SHIELD
ADD INNER FERRULE AND INSULATOR



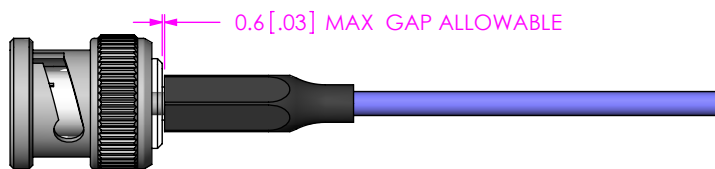
IN-PROCESS 4
SOLDER SIGNAL PIN



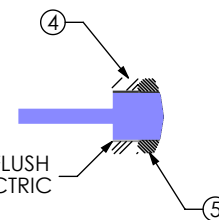
IN-PROCESS 5
ADD SUB ASSEMBLY



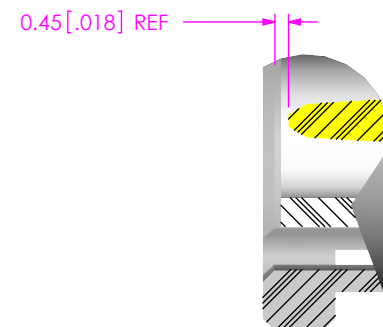
IN-PROCESS 6
CRIMP FERRULE
(USE RF CRIMP HAND TOOL
#CAT-HT-126667-21 OR EQUIVALENT)



IN-PROCESS 7
APPLY HEAT SHRINK TUBE



DETAIL 'B'
SCALE 4:1



DETAIL 'A'
SCALE 4:1

PROPRIETARY NOTE

THIS DOCUMENT CONTAINS INFORMATION
CONFIDENTIAL AND PROPRIETARY TO
SAMTEC, INC. AND SHALL NOT BE REPRODUCED
OR TRANSFERRED TO OTHER DOCUMENTS OR
DISCLOSED TO OTHERS OR USED FOR ANY
PURPOSE OTHER THAN THAT WHICH IT WAS
OBTAINED WITHOUT THE EXPRESSED WRITTEN
CONSENT OF SAMTEC, INC.

DO NOT SCALE DRAWING

SHEET SCALE: 1:0.8

samtec

520 PARK EAST BLVD, NEW ALBANY, IN 47150
PHONE: 812-944-6733 FAX: 812-948-5047
e-Mail: info@SAMTEC.com code 55322

DESCRIPTION:
BNC STRAIGHT CABLE PLUG, RG174 & RG316 - 50 OHM

DWG. NO.
BNC5-P-C-XX-ST-CA1

BY: R MUSSER 12/19/2007 SHEET 2 OF 2