

# DLW21SZ900HQ2#

“#” at the end indicates the package specification code.



## < List of part numbers with package codes >

DLW21SZ900HQ2B      DLW21SZ900HQ2L


## Applications

Unsuitable Applications	Please be sure to read and comply with these "Precautions for use."
Specific Applications	Automotive infotainment/comfort equipment, Consumer equipment, Medical equipment [GHTF A/B/C] except for implant & surgery & auto injector, Industrial equipment except for transportation & facility & energy equipment Please refer to Our Website and specifications, etc. for information about the performance, functions, quality, management, and safety required for the above applications, and use Products after confirming the performance and reliability of the actual Product.
Recommended Applications	Automotive infotainment/comfort equipment

## Packaging Information

Packaging	Specifications	Standard Packing Quantity
B	Bulk(Bag)	500
L	180mm Embossed Tape	2000

## Appearance & Shape



### Attention

1.This datasheet is downloaded from the website of Murata Manufacturing Co., Ltd. Therefore, it's specifications are subject to change or our products in it may be discontinued without advance notice. Please check with our sales representatives or product engineers before ordering.

2.This datasheet has only typical specifications because there is no space for detailed specifications.

Therefore, please review our product specifications or consult the approval sheet for product specifications before ordering.

# DLW21SZ900HQ2#

“#” at the end indicates the package specification code.



## Features

1. Small size: 2.0x1.2x1.2mm
2. Common mode impedance items of 67, 90 and 120 ohm, and they can be used for various differential signal lines, DLW21SN\_HQ/DLW21SZ\_HQ/DLW21SR\_HQ series matches line impedance of 100 ohm line.
3. This series can suppress noise for the high-speed differential signal lines which are used in digital AV interfaces, such as HDMI and DVI, without damage to the signal wave.
4. DLW21SR670HQ2 is designed to correct line impedance when ESD protection device is also used.

### Attention

1. This datasheet is downloaded from the website of Murata Manufacturing Co., Ltd. Therefore, it's specifications are subject to change or our products in it may be discontinued without advance notice. Please check with our sales representatives or product engineers before ordering.

2. This datasheet has only typical specifications because there is no space for detailed specifications.

Therefore, please review our product specifications or consult the approval sheet for product specifications before ordering.

# DLW21SZ900HQ2#

“#” at the end indicates the package specification code.



## Specifications

Shape	SMD
Size Code (in mm)	2012
Size Code (in inch)	0805
Length	2.0mm
Length Tolerance	±0.2mm
Width	1.2mm
Width Tolerance	±0.2mm
Thickness	1.2mm
Thickness Tolerance	±0.2mm
Common Mode Impedance (at 100MHz)	90Ω
Common Mode Impedance (at 100MHz) Tolerance	±25%
Rated Current	280mA
Derating of Rated Current	No
Rated Voltage	20Vdc
Withstanding Voltage	50Vdc
DC Resistance(max.)	0.41Ω
DC Resistance	0.41Ω max.
Insulation Resistance(min.)	10MΩ
Operating Temperature Range	-40°C to 105°C
Mass(typ.)	0.011g
Number of Circuit	1
Operating Temperature Range(Self-temperature rise is included)	No
Brand	Murata

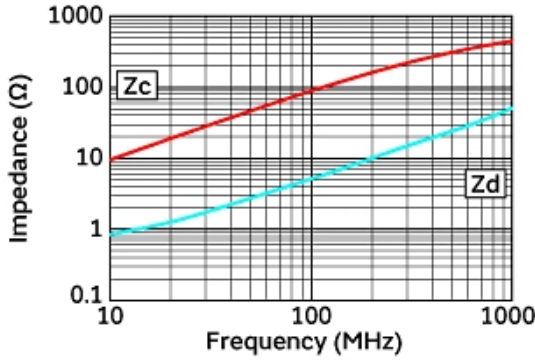
### Attention

- 1.This datasheet is downloaded from the website of Murata Manufacturing Co., Ltd. Therefore, it's specifications are subject to change or our products in it may be discontinued without advance notice. Please check with our sales representatives or product engineers before ordering.
- 2.This datasheet has only typical specifications because there is no space for detailed specifications.  
Therefore, please review our product specifications or consult the approval sheet for product specifications before ordering.

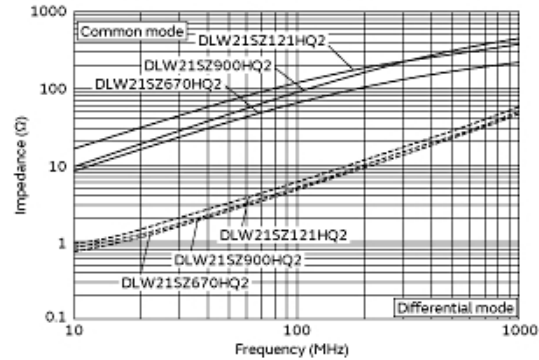
# DLW21SZ900HQ2#

“#” at the end indicates the package specification code.

## Product Data

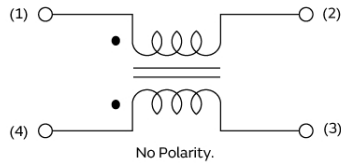


Impedance-Frequency Characteristics

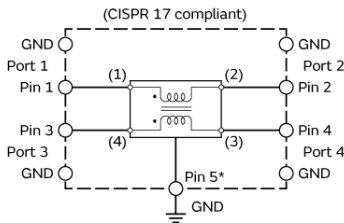


Impedance-Frequency Characteristics  
(Main Items)

### Equivalent Circuit (Note 1)



Note1: The Port/Pin No. of the Simulation Model provided by our company is as follows.



S-parameter: Port  $\square$   
SPICE model: Pin  $\square$  (Pin5\* connect to GND)

Equivalent Circuit

### Attention

- 1.This datasheet is downloaded from the website of Murata Manufacturing Co., Ltd. Therefore, it's specifications are subject to change or our products in it may be discontinued without advance notice. Please check with our sales representatives or product engineers before ordering.
- 2.This datasheet has only typical specifications because there is no space for detailed specifications.  
Therefore, please review our product specifications or consult the approval sheet for product specifications before ordering.